








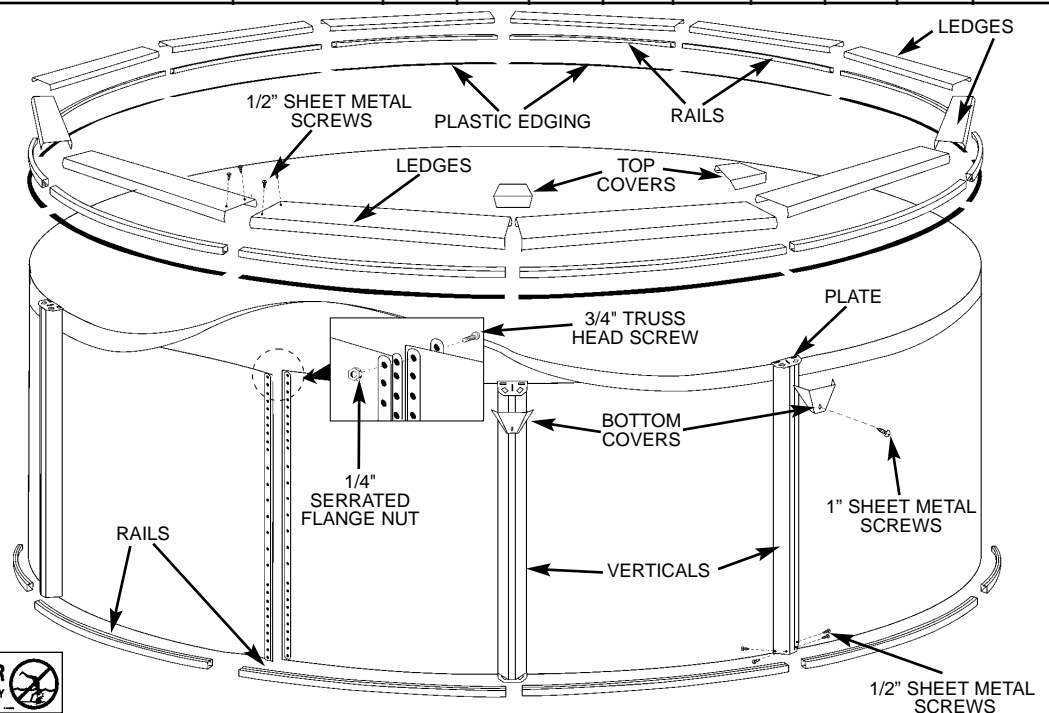
Description		Part No.	8'	12'	15'	18'	21'	24'	27'	30'	33'	
POOL HARDWARE												
	#12 x 1/2 SHEET METAL SCREW	460199	90	100	100	120	140	160	180	200	240	
	#10 X 1" SHEET METAL SCREW	460149	9	10	10	12	14	16	18	20	22	
VERTICALS												
	WHITE STEEL VERTICAL	48"	241591	9	10	10	12	14	16	18	20	22
		52"	241694									
LEDGES												
	35 3/4" WHITE STEEL LEDGE	241593	6	-	-	-	-	-	-	-	-	-
	43 15/16" WHITE STEEL LEDGE	241594	-	7	-	-	-	-	-	-	-	-
	55 1/2" WHITE STEEL LEDGE	241589	-	-	7	9	11	13	15	17	19	-
	35 3/4" WHITE STEEL LEDGE with "DO NOT DIVE" LABEL	241593BL	1	-	-	-	-	-	-	-	-	-
	43 15/16" WHITE STEEL LEDGE with "DO NOT DIVE" LABEL	241594BL	-	1	-	-	-	-	-	-	-	-
	55 1/2" WHITE STEEL LEDGE with "DO NOT DIVE" LABEL	241589BL	-	-	1	1	1	1	1	1	1	1
	35 3/4" WHITE STEEL LEDGE with "DO NOT DIVE" LABEL	241593SL	2	-	-	-	-	-	-	-	-	-
	43 15/16" WHITE STEEL LEDGE with "DO NOT DIVE" LABEL	241594SL	-	2	-	-	-	-	-	-	-	-
	55 1/2" WHITE STEEL LEDGE with "DO NOT DIVE" LABEL	241589SL	-	-	2	2	2	2	2	2	2	2

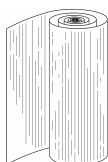







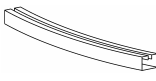











CARTON 4

	33' BLUE LAGOON WALL	48"	N/A	-	-	-	-	-	-	-	-	1
		52"	121354	-	-	-	-	-	-	-	-	-
WALL HARDWARE												
	3/4" TRUSS HEAD SCREW	460177	-	-	-	-	-	-	-	-	-	31
	1/4" SERRATED FLANGE NUT	460215	-	-	-	-	-	-	-	-	-	31

WARNING!
Pools are not designed for diving or jumping! Diving or jumping into an above ground pool may result in **DEATH** or serious **PERMANENT** injury!
















ADULT SUPERVISION REQUIRED!



ITEM	DESCRIPTION	PART #	18 x 12	24 x 12	24 x 15	30 x 15	33 x 18	39x 18	
Carton 1									
	18'x12' Blue Lagoon	48"	121499	1	-	-	-	-	-
		52"	121335						
	24'x12' Blue Lagoon	48"	121500	-	1	-	-	-	-
		52"	121336						
	24'x15' Blue Lagoon	48"	121501	-	-	1	-	-	-
		52"	121338						
	30'x15' Blue Lagoon	48"	121502	-	-	-	1	-	-
		52"	121339						
	33'x18' Blue Lagoon	48"	121503	-	-	-	-	1	-
		52"	121339						
39'x18' Blue Lagoon	48"	-	-	-	-	-	-	-	
	52"	121340						1	
Wall Hardware									
	3/8"-16 X 3/4" Truss Head Bolt	48"	460222	21	21	21	21	21	21
		52"		23	23	23	23	23	23
	3/8" X 1-7/8" Washer	48"	460223	42	42	42	42	42	42
		52"		46	46	46	46	46	46
	3/8"-16 Serrated Flange Nut	48"	460217	21	21	21	21	21	21
		52"		23	23	23	23	23	23
Carton 2									
	Liner (Not Supplied by Manufacture)		999999	1	1	1	1	1	1
Carton 3									
	White Top Cover		361128	14	16	16	18	20	24
	White Bottom Cover		361129	10	10	10	10	12	12
	Top and Bottom Plate		230448	20	20	20	20	24	24
	Buttress Top Plate		361130	4	6	6	8	8	12
	Buttress Brace Bracket		230335	8	12	12	16	16	24
	32 1/8" Top and Bottom Rail		231958	8	-	8	-	-	8
	44 1/16" Top and Bottom Rail		241702	16	16	-	-	-	-
	44 3/16" Top and Bottom Rail		241959	-	8	-	8	8	-
	45 1/2" Top and Bottom Rail		241960	4	8	8	12	12	20
	55 3/8" Top and Bottom Rail		241703	-	-	16	16	20	20
	Plastic Edging		350008	16	20	21	25	28	32
	15 Year Limited Warranty		420278	1	1	1	1	1	1
	4' Center Instruction Booklet		420869	1	1	1	1	1	1
	Do Not Dive Label		490021	4	4	4	4	4	4
	Packing List		420861	1	1	1	1	1	1
	# 12 X 1/2" Zinc Screw		460199	132	148	148	164	184	216
	# 10 X 1" Zinc Screw		460149	10	10	10	12	12	12
Support and Strap Hardware									
	1/4"X2-3/4" Hex Head Bolt		460065	16	24	24	32	32	56
	1/4"X20 Nut		460030	16	24	24	32	32	56
	5/16"X3" Truss Head Bolt		460150	4	6	6	8	8	14
	5/16" X 3/4" Hex Head Bolt		460033	8	12	12	16	16	28
	5/16"X 1/2" Hex Head Bolt		460151	24	36	48	64	80	140
	5/16" Hex Nut		460034	36	54	66	88	104	182
	5/16" Washer		460148	16	24	24	32	32	56

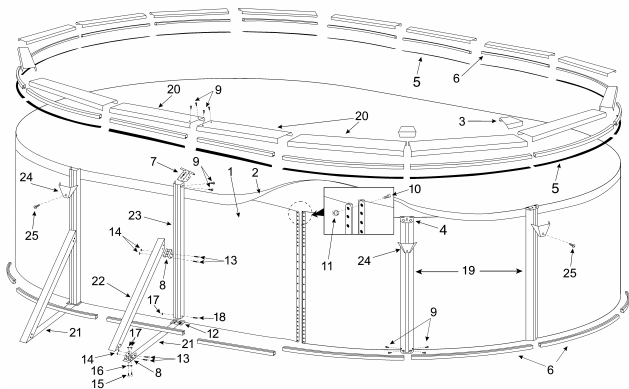
WARNING! POOLS ARE NOT DESIGNED FOR DIVING OR JUMPING!

Diving or jumping into an above ground pool may result in DEATH or serious PERMANENT injury!



ITEM	DESCRIPTION	PART #	18 x 12	24 x 12	24 x 15	30 x 15	33 x 18	39x 18
Verticals								
	48" White Vertical	241591	10	10	10	10	12	-
	52" White Vertical	241694						12
Carton 3 Cont.								
Ledges								
	33 1/4" White Ledge	241953	4	-	4	-	-	-
	43 5/16" White Ledge	241594	6	6	-	-	-	-
	45 3/8" White Ledge	241954	-	4	-	4	4	4
	47 1/2" White Ledge	241952	2	4	4	6	6	6
	55 1/2" White Ledge	241589	-	-	8	8	10	10
	43 5/16" White Ledge	241594BL	1	1	-	-	-	-
	55 1/2" White Ledge	541589BL	-	-	1	1	1	1
	43 5/16" White Ledge	241594SL	1	1	-	-	-	-
	55 1/2" White Ledge	541589SL	-	-	1	1	1	1
Carton 4								
	Buttress Bottom Plate	230338	4	6	6	8	8	6
	Hold Down Sheet	230463	-	2	2	4	4	2
	Right Hold Down Sheet	230464	2	2	2	2	2	2
	Left Hold Down Sheet	230465	2	2	2	2	2	2
	47" White Buttress Post	241430	4	6	6	8	8	6
	43 7/16" White Buttress Brace	241431	4	6	6	8	8	6
	Inside Internal Upright	241984	-	2	2	4	4	2
	Outer Internal Upright	241985	4	4	4	4	4	4
Carton 5								
	110 1/4" Steel Strap	180044	4	6	6	8	8	12
	Short Steel Strap	180046	-	-	3	4	8	12
Carton 6								
	Buttress Bottom Plate	230338	-	-	-	-	-	6
	Hold Down Sheet	230463	-	-	-	-	-	6
	47" White Buttress Post	241430	-	-	-	-	-	6
	43 7/16" White Buttress Brace	241431	-	-	-	-	-	6
	Inside Internal Upright	241984	-	-	-	-	-	6

DANGER NO DIVING • SHALLOW WATER
 DIVING MAY CAUSE DEATH OR PERMANENT INJURY


DO NOT DEFACE, COVER, OR PAINT OVER THIS SIGN



WARNING! POOLS ARE NOT DESIGNED FOR DIVING OR JUMPING!
 Diving or jumping into an above ground pool may result in DEATH or serious PERMANENT injury!

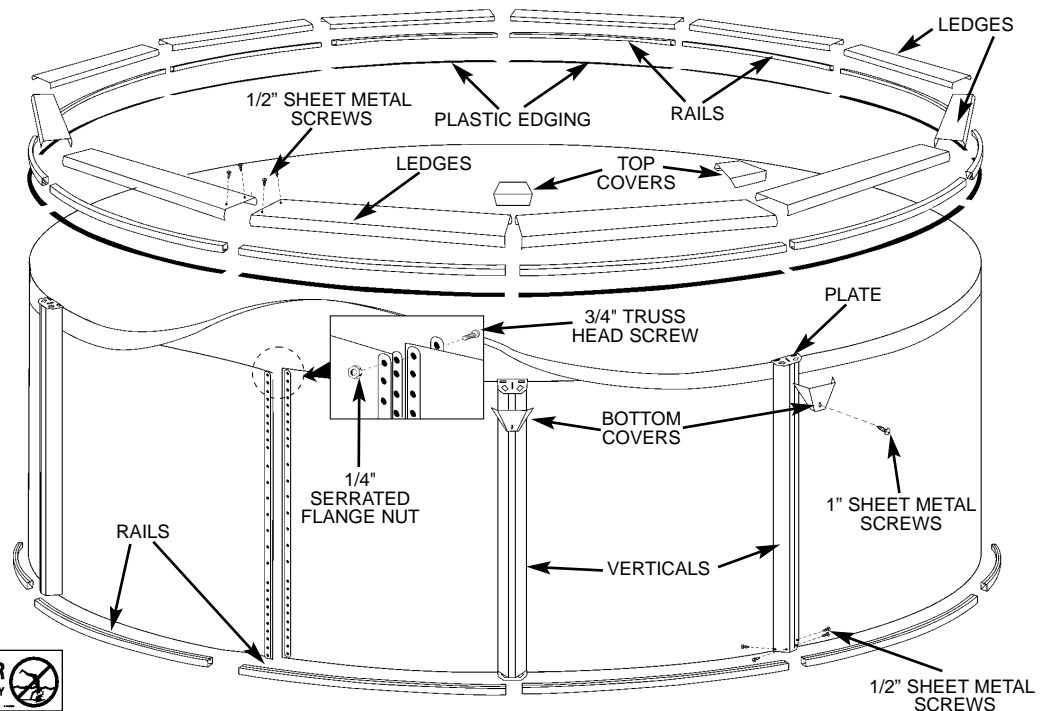
	Description	Part No.	8'	12'	15'	18'	21'	24'	27'	30'	33'
POOL HARDWARE											
	#12 x 1/2 SHEET METAL SCREW	460199	90	100	100	120	140	160	180	200	240
	#10 X 1" SHEET METAL SCREW	460149	9	10	10	12	14	16	18	20	22
VERTICALS											
	BLUE STEEL VERTICAL	241695	9	10	10	12	14	16	18	20	22
LEDGES											
	35 3/4" BLUE STEEL LEDGE	241698	6	-	-	-	-	-	-	-	-
	43 15/16" BLUE STEEL LEDGE	241699	-	7	-	-	-	-	-	-	-
	55 1/2" BLUE STEEL LEDGE	241696	-	-	7	9	11	13	15	17	19
	35 3/4" BLUE STEEL LEDGE with "DO NOT DIVE" LABEL	241698BL	1	-	-	-	-	-	-	-	-
	43 15/16" BLUE STEEL LEDGE with "DO NOT DIVE" LABEL	241699BL	-	1	-	-	-	-	-	-	-
	55 1/2" BLUE STEEL LEDGE with "DO NOT DIVE" LABEL	241696BL	-	-	1	1	1	1	1	1	1
	35 3/4" BLUE STEEL LEDGE with "DO NOT DIVE" LABEL	241698SL	2	-	-	-	-	-	-	-	-
	43 15/16" BLUE STEEL LEDGE with "DO NOT DIVE" LABEL	241699SL	-	2	-	-	-	-	-	-	-
	55 1/2" BLUE STEEL LEDGE with "DO NOT DIVE" LABEL	241696SL	-	-	2	2	2	2	2	2	2









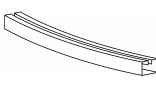










CARTON 4

	33'x52" BLUE TWILL WALL	121478	-	-	-	-	-	-	-	-	1
WALL HARDWARE											
	3/4" TRUSS HEAD SCREW	460177	-	-	-	-	-	-	-	-	31
	1/4" SERRATED FLANGE NUT	460215	-	-	-	-	-	-	-	-	31

WARNING!
Pools are not designed for diving or jumping! Diving or jumping into an above ground pool may result in **DEATH** or serious **PERMANENT** injury!











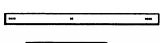






ADULT SUPERVISION REQUIRED!



ITEM	DESCRIPTION	PART #	18 x 12	24 x 12	24 x 15	30 x 15	33 x 18	39 x 18
Carton 1								
	18'x 12' Blue Twill	121479	1	-	-	-	-	-
	24'x 12' Blue Twill	121480	-	1	-	-	-	-
	24'x 15' Blue Twill	121481	-	-	1	-	-	-
	30'x 15' Blue Twill	121482	-	-	-	1	-	-
	33'x 18' Blue Twill	121483	-	-	-	-	1	-
	39'x 18' Blue Twill	121491	-	-	-	-	-	1
	Wall Hardware							
	3/8"-16 X 3/4" Truss Head Bolt	460222	23	23	23	23	23	23
	3/8" X 1-7/8" Washer	460223	46	46	46	46	46	46
	3/8"-16 Serrated Flange Nut	460217	23	23	23	23	23	23
Carton 2								
	Liner (Not Supplied by Manufacture)	999999	1	1	1	1	1	1
Carton 3								
	Blue Top Cover	361928	14	16	16	18	20	24
	Blue Bottom Cover	361929	10	10	10	10	12	12
	Top and Bottom Plate	230448	20	20	20	20	24	24
	Buttress Top Plate	361130	4	6	6	8	8	12
	Buttress Brace Bracket	230335	8	12	12	16	16	24
	32 1/8" Top and Bottom Rail	231958	8	-	8	-	-	8
	44 1/16" Top and Bottom Rail	241702	16	16	-	-	-	-
	44 3/16" Top and Bottom Rail	241959	-	8	-	8	8	-
	45 1/2" Top and Bottom Rail	241960	4	8	8	12	12	20
	55 3/8" Top and Bottom Rail	241703	-	-	16	16	20	20
	Plastic Edging	350008	16	20	21	25	28	32
	15 Year Limited Warranty	420278	1	1	1	1	1	1
	4' Center Instruction Booklet	420869	1	1	1	1	1	1
	Do Not Dive Label	490021	4	4	4	4	4	4
	Packing List	420859	1	1	1	1	1	1
	# 12 X 1/2" Zinc Screw	460199	132	148	148	164	184	216
	# 10 X 1" Zinc Screw	460149	10	10	10	12	12	12
Support and Strap Hardware								
	1/4"X2-3/4" Hex Head Bolt	460065	16	24	24	32	32	48
	1/4"X20 Nut	460030	16	24	24	32	32	48
	5/16"X3" Truss Head Bolt	460150	4	6	6	8	8	12
	5/16" X 3/4" Hex Head Bolt	460033	8	12	12	16	16	24
	5/16"X 1/2" Hex Head Bolt	460151	24	36	48	64	80	120
	5/16" Hex Nut	460034	36	54	66	88	104	156

WARNING! POOLS ARE NOT DESIGNED FOR DIVING OR JUMPING!

Diving or jumping into an above ground pool may result in DEATH or serious PERMANENT injury!

ITEM	DESCRIPTION	PART #	18 x 12	24 x 12	24 x 15	30 x 15	33 x 18	39 x 18
Carton 3 cont.								
	5/16" Washer	460148	16	24	24	32	32	48
	Verticals							
	52" Blue Vertical	241659	10	10	10	10	12	12
	Ledges							
	33 1/4" Blue Ledge	241956	4	-	4	-	-	-
	43 5/16" Blue Ledge	241699	6	6	-	-	-	-
	45 3/8" Blue Ledge	241957	-	4	-	4	4	4
	47 1/2" Blue Ledge	241995	2	4	4	6	6	6
	55 1/2" Blue Ledge	241696	-	-	8	8	10	10
	43 5/16" Blue Ledge	241699BL	1	1	-	-	-	-
	55 1/2" Blue Ledge	241696BL	-	-	1	1	1	1
	43 5/16" Blue Ledge	241699SL	1	1	-	-	-	-
	55 1/2" Blue Ledge	241696SL	-	-	1	1	1	1
Carton 4								
	Buttress Bottom Plate	230338	4	6	6	8	8	6
	Hold Down Sheet	230366	-	2	2	4	4	2
	Right Hold Down Sheet	230391	2	2	2	2	2	2
	Left Hold Down Sheet	230392	2	2	2	2	2	2
	51" White Buttress Post	241673	4	6	6	8	8	6
	43 7/16" White Buttress Brace	241674	4	6	6	8	8	4
	Inside Internal Upright	241984	-	2	2	4	4	2
	Outer Internal Upright	241985	4	4	4	4	4	4
Carton 5								
	110 1/4" Steel Strap	180044	4	6	6	8	8	12
	Short Steel Strap	180046	-	-	3	4	8	12
Carton 6								
	Buttress Bottom Plate	230338	-	-	-	-	-	6
	Hold Down Sheet	230366	-	-	-	-	-	6
	51" White Buttress Post	241673	-	-	-	-	-	6
	43 7/16" White Buttress Brace	241674	-	-	-	-	-	6
	Inside Internal Upright	241984	-	-	-	-	-	6
 <p>DANGER NO DIVING • SHALLOW WATER DIVING MAY CAUSE DEATH OR PERMANENT INJURY</p> <p><small>DO NOT DEFACE, COVER, OR PAINT OVER THIS SIGN</small></p>								

WARNING! POOLS ARE NOT DESIGNED FOR DIVING OR JUMPING!
Diving or jumping into an above ground pool may result in DEATH or serious PERMANENT injury!