



GM
DURAMAX
2001-2007 V8-6.6L (td)
LB7/LLY/LBZ

P/N
49-44003
49-44002
49-44001
49-14003
49-14002
49-14001

DIESEL EXHAUST



Features:

- High performance
- 4" mandrel-bent
- 409 SS or aluminized
- Lowers EGT's
- OE style clamps and hangers

Benefits:

- + 29% flow increase
- + 19 lbs x ft torque
- + 9 H.P.



aFepower.com



Tech Sheet

Exhaust Systems



aFe exhaust systems are manufactured in-house to the highest engineering standards for performance and quality. All tubing is 100% mandrel-bent to provide the highest flow possible. Each system is extensively dyno and flow bench tested to provide maximum gains for your truck.



LARGE BORE HD™
Exhaust

Material	4" 409 stainless tube	4" aluminized tube
Muffler	8" 409 stainless steel	7" aluminized
Clamps	U-bolt and band clamp	U-bolt and band clamp
Tail-Pipe	1-piece	2-piece*
Tip	Yes (304 SS)	No
Install Time	1 hour	1.5 hours

Application



Make GM

Model Silverado/Sierra

Year 2001-2007

Engine V8-6.6L Duramax
LB7/LLY/LBZ

Chassis GMT 800; RCLB,
XCSB, XCLB, CCSB, CCLB

Features & Benefits

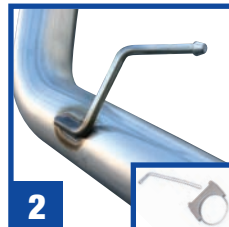
Bayonet hangers

Swaged bayonet ends lock your exhaust component into place for the most secure installation possible. Other manufacturers use less expensive bent hangers that allow tubes and parts to slide from side to side, causing premature wear and damage.



Welded-on hangers

Every hanger is thoroughly welded on each side to ensure a stronger connection, compared to other manufacturers who use only inferior floating hangers.



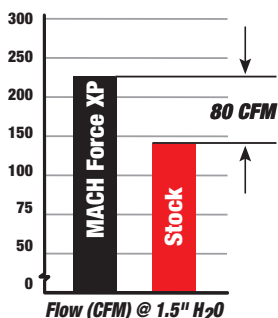
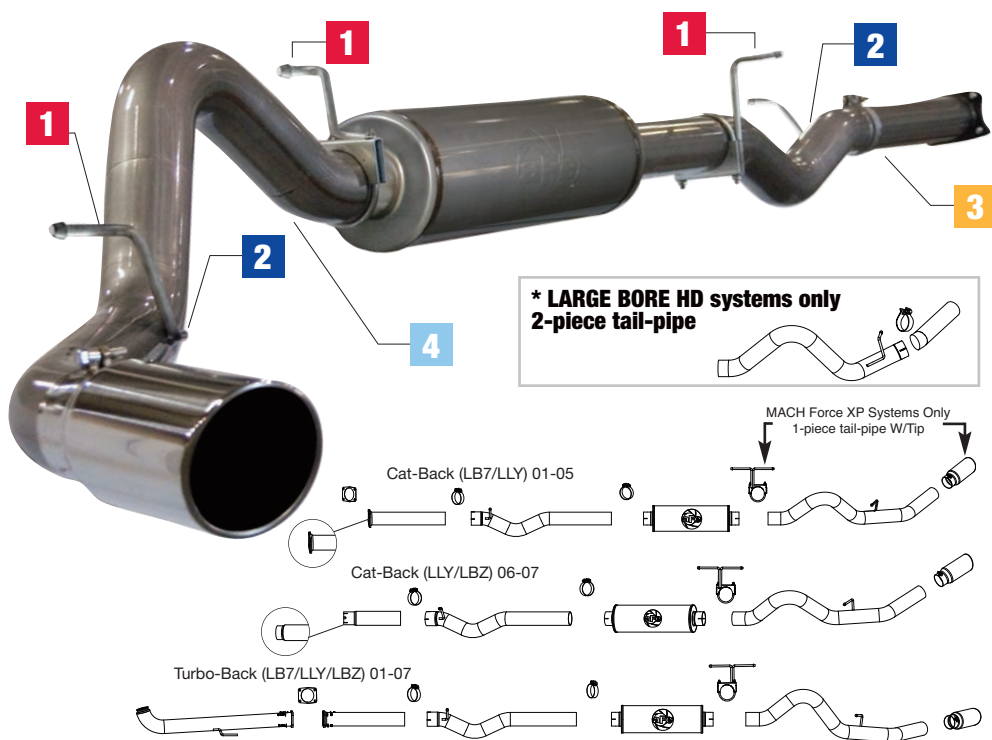

Band style clamps

Premium-quality band clamps are used on critical joints to provide the tightest, leak-free seal possible. Other systems use common, less expensive U-bolt clamps.



Mandrel bent

All aFe tubing is 100% mandrel-bent. Mandrel bending ensures the tubing maintains its shape and size, providing smooth, unrestricted airflow. Standard tubing can lose as much as 20% of its diameter in sharp bends.



Performance Data

Torque Up to 19 lbs x ft. increase

H.P. Up to 9 H.P. increase

CFM Up to 80 cfm increase

EGT's Reduced by 150°

MACH force XP

P/N	Weight	Box Size	UPC	MSRP	J-Price
Turbo-Back (LB7/LLY/LBZ) 01-07	49-44003	72 lbs.	59" x 14" x 20"	80295949440	\$516.47 \$439.00
Cat-Back (LLY/LBZ) 06-07	49-44002	60 lbs.	59" x 14" x 20"	80295949439	\$458.82 \$390.00
Cat-Back (LB7/LLY) 01-05	49-44001	61 lbs.	59" x 14" x 20"	80295949438	\$458.82 \$390.00

LARGE BORE HD

P/N	Weight	Box Size	UPC	MSRP	J-Price
Turbo-Back (LB7/LLY/LBZ) 01-07	49-14003	76 lbs.	49" x 13" x 23"	80295949048	\$394.12 \$335.00
Cat-Back (LLY/LBZ) 06-07	49-14002	60 lbs.	49" x 13" x 23"	80295949047	\$341.18 \$290.00
Cat-Back (LB7/LLY) 01-05	49-14001	63 lbs.	49" x 13" x 23"	80295949046	\$341.18 \$290.00

advanced FLOW engineering

252 Granite St. Corona, CA 92879 • TEL: 951.493.7100 • FAX: 951.493.7177 • aFePower.com