

## NEW RELEASES

# FIRST<sup>TO</sup> MARKET WITH A SUPERIOR PRODUCT

## INTRODUCING THREE NEW PRODUCT RELEASES FROM EDGE PRODUCTS

Yeah, we know you've heard other folks are claiming to be "first to market" with products for the new '07.5-'08 model diesels. But if your customers are looking for a superior product, we'll be the first to deliver what they want — a stylish product that delivers in-cab monitoring, maximum driveable horsepower, and up to six on-the-fly adjustable power levels. Further, our Juice with Attitude won't leave a dealer-traceable footprint on your customer's PCM, boasts the best proven horsepower gains on the market and doesn't look like an early-'90s cell phone.

That said, Edge is pleased to announce the release of two new diesel products and one new gas product. Please see the attached release flyer for complete details.

### DIESEL

## JUICE ATTITUDE

Shipping in June and July respectively, Edge proudly announces two new Juice with Attitude applications

■ 2007.5-08 **DODGE 6.7L CUMMINS**

■ 2007.5-08 **CHEVY 6.6L DURAMAX LMM**

### GAS

## EVOLUTION

Edge is pleased to announce the release of its latest Evolution programmer

■ 2007 **CHEVY/GM GAS TRUCKS AND SUVs**

### COMING SOON

■ 2008 **FORD 6.4L Juice with Attitude**

■ 2007 **DODGE HEMI Evolution programmer**



# EDGE PRODUCTS

For more information call toll free at **1.888.360.EDGE** or visit [www.edgeproducts.com](http://www.edgeproducts.com)

NEW RELEASE

# EVOLUTION

PROGRAMMER/MONITOR

**NEW!**



## CHEVY/GMC 2007 GAS TRUCKS AND SUVs GAINS OF UP TO 40 HORSEPOWER AND 40 FT. LBS. OF TORQUE

The Evolution provides 4 power levels designed to extract the most performance from the fuel you are using. These levels include:

- TRANS ONLY • FUEL ECONOMY • TOWING • EXTREME

### SLEEK DESIGN STAYS WITH THE VEHICLE AS A STATE-OF-THE-ART GAUGE DISPLAY

The Evolution can display up to four of more than 25 different parameters at a time in an easy to read format. The Evolution monitors vital engine data such as engine load, engine oil temp, coolant temp and transmission fluid temp, just to name a few.

### SHIPS WITH A CUSTOM DESIGNED MOUNTING POD

The Evolution pod was specifically designed to look like it was factory installed. Plus, the Evolution screen can be adjusted to any color you choose.

### USB UPDATEABLE OVER THE INTERNET

The Evolution comes USB ready so it can be updated over the Internet for the latest tunes and advanced features.

### DISPLAY AND CLEAR DIAGNOSTIC TROUBLE CODES

Works as a diagnostics tool to display and clear trouble codes with full code description

### ADVANCED TUNING OPTIONS

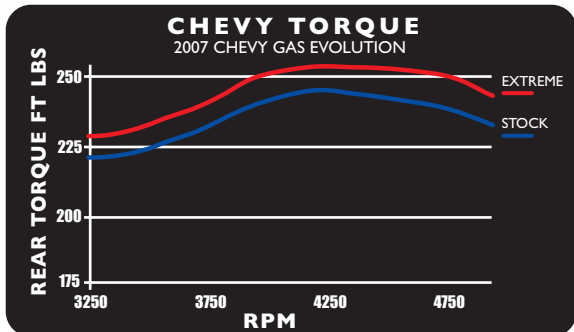
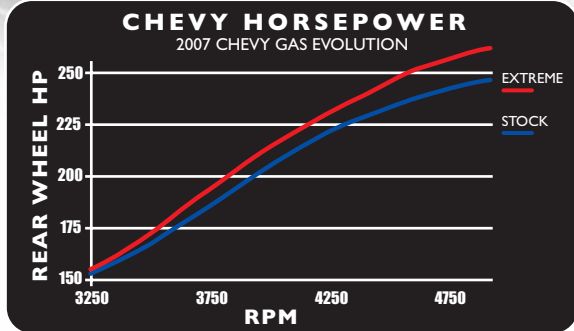
- Adjusts speed limiter
- Improves throttle response
- Adjust tire size and gear ratio for proper shifting

### PERFORMANCE TESTING

Performs 0-60, quarter mile, eighth mile and 60 foot performance tests and reaction times as well as displays MPH, time and distance.

### ALERTS AND RECORDS

Sounds audible alert when user set values are reached and automatically records the highest value of key parameters.



## CHEVY/GM 2007 GAS TRUCKS AND SUVs

YEAR	MODEL	PART NUMBER	JOBBER	MVP	MSRP	UPC
2007	Chevy Gas Evolution	EEC2200	\$381.74	\$449.10	\$499.00	810115010173



For more information call toll free at **1.888.360.EDGE** or visit [www.edgeproducts.com](http://www.edgeproducts.com)

**NEW RELEASE**

**NEW!**

# JUICE

## ATTITUDE

DESIGNED FOR THE

**2007-2008  
DURAMAX  
LMM**

INCLUDES

**TURBO  
TIMER**



**AUTOMATIC  
TRANSMISSION  
ONLY**

### CHEVY/GM 6.6L DURAMAX 2007.5-08

#### KEY SELLING FEATURES

- 6 Adjustable on-the-fly power levels\*
- Adds up to an additional 30-85 HP and 70-225 Torque\*
- Mileage level tuned for improved mileage
- Reads and clears DTC codes
- User adjustable Low End Responsiveness
- Works without an Attitude (Juice offers levels 1-3 with a 3-position switch)

#### ATTITUDE FEATURES

- Displays over 16 user adjustable parameters including: RPM, EGT, Barometric psi, ECM volts, Fuel temperature, Module temperature, Turbo Boost psi, Backdown percentage (% due to high EGTs), Speed MPH, Corrected speed for tire size, Engine coolant temp, Intake air temperature, Gear (torque converter lock), Load percentage, Transmission temperature, Throttle percentage and Regeneration Alert

#### SAFETY FEATURES

- Safety features include: EGT Backdown, Transmission slip protection, Cold Engine Protection, Shift defuel settings, User adjustable alert settings
- Alerts for EGT, Boost, Engine coolant temperature, Speed alert, Transmission temperature alert

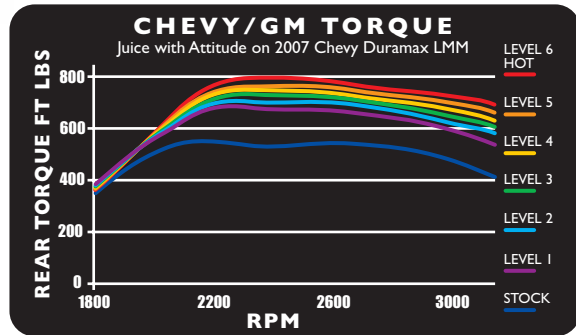
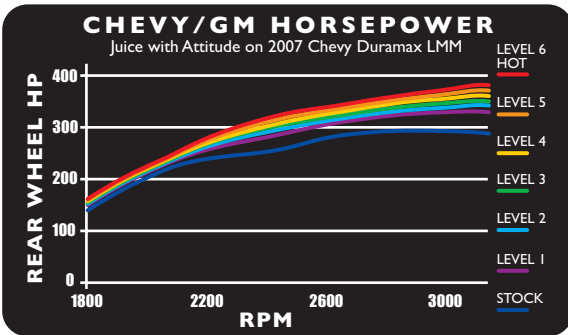
#### PERFORMANCE TESTING

- Performance testing includes: 0 - 60, Quarter Mile, Captures records

#### RECORDS

- 0 - 60, Quarter Mile test, engine temperature, module temperature, RPM, speed, transmission temperature

\* Hot unlock code required for level 6 (85HP) - call for details



CHEVY

### CHEVY/GM 6.6L DURAMAX 2007.5-08

YEAR	MODEL	PART NUMBER	JOBBER	MVP	MSRP	UPC
2007.5-08	Chevy/GM Juice (LMM)	EJC1000C	\$546.98	\$643.50	\$715.00	810115010210
2007.5-08	Chevy/GM Juice w/ Attitude (LMM)	EJC1000CWAM	\$738.23	\$868.50	\$965.00	810115010227



For more information call toll free at **1.888.360.EDGE** or visit [www.edgeproducts.com](http://www.edgeproducts.com)

**NEW RELEASE**

**NEW!** **JUICE**  
*ATTITUDE*

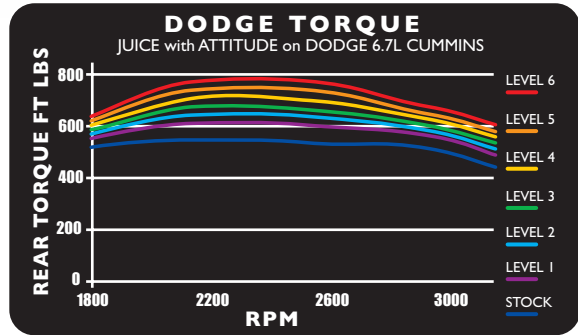
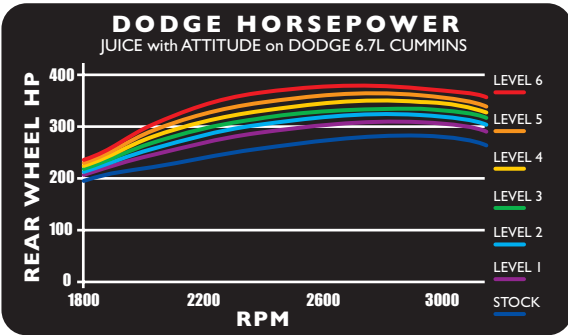
DESIGNED FOR THE  
**2007-2008 CUMMINS**  
INCLUDES  
**TURBO TIMER**



**DODGE 6.7L CUMMINS 2007.5-08**

- **6 ADJUSTABLE ON-THE-FLY POWER LEVELS\***
- **UP TO AN ADDITIONAL 100 HORSEPOWER\***
- **INCREASE TORQUE UP TO 250 FT. LBS.\***
- **INCLUDES TURBO TIMER!**  
Turbo timer feature prolongs turbo life by allowing the truck to continue running after shut-off until a predetermined EGT or time is reached
- **RETRIEVE AND CLEAR TROUBLE CODES**
- **TRANSMISSION TEMPERATURE**
- **ADJUSTABLE LOW END RESPONSIVENESS**
- **SHOWS TRUE SPEED**  
By taking into account changes in tire size
- **COLD ENGINE PROTECTION**
- **ADVANCE SAFETY FEATURES INCLUDE:**
  - Automatic defueling to prevent excessive EGT, turbo boost and transmission slippage
  - User selectable audible alerts for EGT, speed, boost and transmission temperature, engine coolant temp, DPF (Diesel Particulate Filter) regeneration
- **REPLACES GAUGES**  
The Attitude displays all the information a set of gauges would including RPM, Boost, EGT plus:
  - Transmission Temperature
  - Engine Temperature
  - MPH
  - Throttle Percentage
  - Load Percentage
  - Backdown Percentage
  - DPF Regeneration Status
  - Barometric Pressure
  - Gear
  - Torque Converter Status
- **PERFORMANCE TESTING**  
Perform and capture records of 0-60 and Quarter Mile performance tests

\* Hot unlock code required for level 6 (100HP and 250 ft lbs of Torque) - call for details



**DODGE**

**DODGE 6.7L CUMMINS 2007.5-08**

YEAR	MODEL	PART NUMBER	JOBBER	MVP	MSRP	UPC
2007.5-08	Dodge Juice (6.7L)	EJD3000D	\$572.99	\$674.10	\$749.00	810115010203
2007.5-08	Dodge Juice w/ Attitude (6.7L)	EJD3000DWAM	\$764.24	\$899.10	\$999.00	810115010197



For more information call toll free at **1.888.360.EDGE** or visit [www.edgeproducts.com](http://www.edgeproducts.com)