



# **MegaMile**

BY **Oliver**

COMMERCIAL PRODUCTS

## **PRODUCT MANUAL**



# INDEX

## TRACTION/LUG DESIGNS

All Trac	1
Cross Bar	2
Deep Drive	3
Drive Master	4
HDL	5
HR 26	6
HWT	7
LT Trac	8
MM Traction	9
Nu Trac	10
Nu Trac (Deep)	11
Power Trac	12
Premium Drive	13
PTT	14
TA 718	15
Ultra Grip	16

## HIGHWAY/RIB DESIGNS

Deep Road Trac	17
DG Rib	18
Express	19
Global	20
High Speed	21
Highway LP	22
Highway LP (Shallow)	23
LM Trac II	24
Spread Axle	25
SRT	26
Trailer WT	27
Trailway	28
Trans Trak	29

## WIDE BASE DESIGNS

Wide Base Lug	30
Wide Base Rib	31
Wide Base Traction	32

## SPECIALTY/LUG DESIGNS

DFT	33
HCM	34
Lug Trac	35
TA 222	36
TA 222 Deep	37
Z Trac	38


## SPECIALTY/RIB DESIGNS

Rib Trac	39
Waste Hauler Rib	40



**Customer Service**  
(866) 464-2580

# All Trac



*Bias/Radial*

Size	Base Width		Tread Width		Tread Depth	
	mm	in.	mm	in.	mm	in.
6	178	7.00	168	6.63	14	18/32
7	194	7.63	184	7.25	16	20/32
8	203	8.00	194	7.63	16	20/32
9	219	8.63	210	8.25	16	20/32

The following applications indicated as being either "recommended" (✓) or "suitable" (•) are intended as broad guidelines only. The specific vehicle configuration and service conditions must always be taken into account in making tread selections.

APPLICATIONS	Long Haul/ Highway	Regional/ Pick-up & Delivery	On/Off Road	Light Commercial
<b>All-Position:</b> <i>Conventional</i>				
<i>Wide Base</i>				
<b>Drive:</b> <i>Single Axle</i>		•		•
<i>Tandem Axle</i>	•		✓	
<i>Wide Base</i>				
<b>Trailer:</b> <i>Single Axle</i>				
<i>Tandem Axle</i>				
<i>Wide Base</i>				
<i>Spread/Multi-Axle</i>				
<i>Intermodal</i>				

✓ (recommended), • (suitable)

## TRACTION / LUG design

- ▼ Extra deep shoulders and lugs for more traction on over-the-road operations.



*Tandem Axle Tractor*




*Pick Up and Delivery*

**MegaMile**  
BY **Oliver**  
CONSTRUCTION EQUIPMENT PRODUCTS

(866) 464-2580

# Cross Bar



*Bias/Radial*

Size	Base Width		Tread Width		Tread Depth	
	mm	in.	mm	in.	mm	in.
6	178	7.00	168	6.63	16	20/32
7	194	7.63	184	7.25	16	20/32
8	203	8.00	194	7.63	16	20/32
9	219	8.63	210	8.25	16	20/32

Custom sizes available by special order only. Minimum order quantity will apply.

The following applications indicated as being either "recommended" (✓) or "suitable" (•) are intended as broad guidelines only. The specific vehicle configuration and service conditions must always be taken into account in making tread selections.

APPLICATIONS	Long Haul/ Highway	Regional/ Pick-up & Delivery	On/Off Road	Light Commercial
<b>All-Position:</b> <i>Conventional</i>				
<i>Wide Base</i>				
<b>Drive:</b> <i>Single Axle</i>		✓	✓	
<i>Tandem Axle</i>		✓	✓	
<i>Wide Base</i>				
<b>Trailer:</b> <i>Single Axle</i>				
<i>Tandem Axle</i>				
<i>Wide Base</i>				
<i>Spread/Multi-Axle</i>				
<i>Intermodal</i>				

✓ (recommended), • (suitable)

## TRACTION / LUG design

- ▼ This design is almost impenetrable.
- ▼ Great for on/off road and regional haul.



**MegaMile**  
BY **Oliver**  
© COMPASSIONATE COMMERCIAL PRODUCTS

(866) 464-2580

# Deep Drive



Radial Only

Size	Base Width		Tread Width		Tread Depth	
	mm	in.	mm	in.	mm	in.
7	194	7.63	184	7.26	17	22/32
8	203	8.00	194	7.63	17	22/32
8.5	213	8.38	203	8.00	17	22/32
9	219	8.63	210	8.25	17	22/32

The following applications indicated as being either "recommended" (✓) or "suitable" (•) are intended as broad guidelines only. The specific vehicle configuration and service conditions must always be taken into account in making tread selections.

APPLICATIONS	Long Haul/ Highway	Regional/ Pick-up & Delivery	On/Off Road	Light Commercial
<b>All-Position:</b> <i>Conventional</i>				
<i>Wide Base</i>				
<b>Drive:</b> <i>Single Axle</i>	•	✓		
<i>Tandem Axle</i>	✓	✓		
<i>Wide Base</i>				
<b>Trailer:</b> <i>Single Axle</i>				
<i>Tandem Axle</i>				
<i>Wide Base</i>				
<i>Spread/Multi-Axle</i>				
<i>Intermodal</i>				

✓ (recommended), • (suitable)

## TRACTION / LUG design

- ▼ Multi-purpose drive design for long and short haul applications.
- ▼ Semi-solid shoulder resists cupping and extends tread life.
- ▼ Recommended for radial casings.



**MegaMile**  
BY **Oliver**  
© 2009 MEGAMILE TIRE PRODUCTS

(866) 464-2580

# Drive Master



Radial Only

Size	Base Width		Tread Width		Tread Depth	
	mm	in.	mm	in.	mm	in.
6	178	7.00	162	6.25	17	22/32
7	194	7.63	175	6.88	17	22/32
8	203	8.00	184	7.25	17	22/32
9	219	8.63	198	7.88	17	22/32

The following applications indicated as being either "recommended" (✓) or "suitable" (•) are intended as broad guidelines only. The specific vehicle configuration and service conditions must always be taken into account in making tread selections.

APPLICATIONS	Long Haul/ Highway	Regional/ Pick-up & Delivery	On/Off Road	Light Commercial
<b>All-Position:</b> <i>Conventional</i>				
<i>Wide Base</i>				
<b>Drive:</b> <i>Single Axle</i>		✓	•	
<i>Tandem Axle</i>	✓	✓	•	
<i>Wide Base</i>				
<b>Trailer:</b> <i>Single Axle</i>				
<i>Tandem Axle</i>				
<i>Wide Base</i>				
<i>Spread/Multi-Axle</i>				
<i>Intermodal</i>				

✓ (recommended), • (suitable)


## TRACTION / LUG design

- ▼ Fantastic on school buses and local haulers.
- ▼ Beefy traction blocks provide excellent traction.
- ▼ Recommended for radial casings.



**MegaMile**  
BY **Oliver**  
© COMPANIES HOLDING PRODUCTS

(866) 464-2580



*Bias/Radial*

Size	Base Width		Tread Width		Tread Depth	
	mm	in.	mm	in.	mm	in.
8	203	8.00	194	7.63	17	22/32
9	219	8.63	210	8.25	17	22/32

The following applications indicated as being either "recommended" (✓) or "suitable" (•) are intended as broad guidelines only. The specific vehicle configuration and service conditions must always be taken into account in making tread selections.

APPLICATIONS		Long Haul/ Highway	Regional/ Pick-up & Delivery	On/Off Road	Light Commercial
<b>All-Position:</b>	<i>Conventional</i>				
	<i>Wide Base</i>				
<b>Drive:</b>	<i>Single Axle</i>		•		
	<i>Tandem Axle</i>	✓	•	✓	
	<i>Wide Base</i>				
<b>Trailer:</b>	<i>Single Axle</i>				
	<i>Tandem Axle</i>				
	<i>Wide Base</i>				
	<i>Spread/Multi-Axle</i>				
	<i>Intermodal</i>				

✓ (recommended), • (suitable)

## TRACTION / LUG design

- ▼ Perfect for the application that demands both traction and mileage.
- ▼ Large, open block elements deliver superior performance on regional and pickup and delivery drive position.
- ▼ Recommended for radial casings.



*Tandem Axle Tractor*



*Pick Up and Delivery*




*Dump Truck*

**MegaMile**  
BY **Oliver**  
© 2008 OLIVER TRUCKS

(866) 464-2580

# HR 26



Radial Only

Size	Base Width		Tread Width		Tread Depth	
	mm	in.	mm	in.	mm	in.
8	203	8.00	189	7.44	21	26/32
9	219	8.63	205	8.06	21	26/32

The following applications indicated as being either "recommended" (✓) or "suitable" (•) are intended as broad guidelines only. The specific vehicle configuration and service conditions must always be taken into account in making tread selections.

APPLICATIONS	Long Haul/ Highway	Regional/ Pick-up & Delivery	On/Off Road	Light Commercial
<b>All-Position:</b> <i>Conventional</i>				
<i>Wide Base</i>				
<b>Drive:</b> <i>Single Axle</i>	•		•	
<i>Tandem Axle</i>	✓		•	
<i>Wide Base</i>				
<b>Trailer:</b> <i>Single Axle</i>				
<i>Tandem Axle</i>				
<i>Wide Base</i>				
<i>Spread/Multi-Axle</i>				
<i>Intermodal</i>				

✓ (recommended), • (suitable)

## TRACTION / LUG design

- ▼ High torque regional drive axle position.
- ▼ Provides great traction and wear.
- ▼ Recommended for radial casings.




Single Axle Tractor



Tandem Axle Tractor

**MegaMile**  
BY **Oliver**  
© 2008 OLIVER TRACTOR PRODUCTS

(866) 464-2580



Radial Only

Size	Base Width		Tread Width		Tread Depth	
	mm	in.	mm	in.	mm	in.
7	194	7.63	184	7.25	21	26/32
8	203	8.00	194	7.63	21	26/32
9	219	8.63	210	8.25	21	26/32

The following applications indicated as being either "recommended" (✓) or "suitable" (•) are intended as broad guidelines only. The specific vehicle configuration and service conditions must always be taken into account in making tread selections.

APPLICATIONS	Long Haul/ Highway	Regional/ Pick-up & Delivery	On/Off Road	Light Commercial
<b>All-Position:</b> <i>Conventional</i>				
<i>Wide Base</i>				
<b>Drive:</b> <i>Single Axle</i>		•		•
<i>Tandem Axle</i>	•		✓	
<i>Wide Base</i>				
<b>Trailer:</b> <i>Single Axle</i>				
<i>Tandem Axle</i>				
<i>Wide Base</i>				
<i>Spread/Multi-Axle</i>				
<i>Intermodal</i>				

✓ (recommended), • (suitable)

## TRACTION / LUG design

- ▼ Particularly recommended for tandem axle drive applications where mud and snow traction is important.
- ▼ The interlocked center and shoulder lugs provide stability for vehicle control under the worst weather conditions.
- ▼ Open shoulder grooves permit dissipation of water in wet conditions to resist hydroplaning.
- ▼ Recommended for radial casings.



Tandem Axle Tractor




Pick Up and Delivery

**MegaMile**  
BY **Oliver**  
CONSTRUCTION EQUIPMENT PRODUCTS

(866) 464-2580

# LT Trac



*Bias/Radial*

Size	Base Width		Tread Width		Tread Depth	
	mm	in.	mm	in.	mm	in.
4	152	6.00	143	5.62	12	14.5/32
5	168	6.63	162	6.25	12	14.5/32
6	178	7.00	168	6.63	12	14.5/32
7	194	7.63	184	7.25	12	14.5/32

*Custom sizes available by special order only. Minimum order quantity will apply.*

The following applications indicated as being either "recommended" (✓) or "suitable" (•) are intended as broad guidelines only. The specific vehicle configuration and service conditions must always be taken into account in making tread selections.

APPLICATIONS	Long Haul/ Highway	Regional/ Pick-up & Delivery	On/Off Road	Light Commercial
<b>All-Position:</b> <i>Conventional</i>				
<i>Wide Base</i>				
<b>Drive:</b> <i>Single Axle</i>		•		✓
<i>Tandem Axle</i>		•		
<i>Wide Base</i>				
<b>Trailer:</b> <i>Single Axle</i>				
<i>Tandem Axle</i>				
<i>Wide Base</i>				
<i>Spread/Multi-Axle</i>				
<i>Intermodal</i>				

✓ (recommended), • (suitable)

## TRACTION / LUG design

- ▼ Commercial and RV tread.
- ▼ Pinned for studs.
- ▼ Good traction capabilities.



**MegaMile**  
BY **Oliver**  
COMMERCIAL TIRE PRODUCTS

(866) 464-2580

# MM Traction



*Bias/Radial*

Size	Base Width		Tread Width		Tread Depth	
	mm	in.	mm	in.	mm	in.
8	205	8.00	188	7.39	21	26/32
9	219	8.63	206	8.13	21	26/32

The following applications indicated as being either "recommended" (✓) or "suitable" (•) are intended as broad guidelines only. The specific vehicle configuration and service conditions must always be taken into account in making tread selections.

APPLICATIONS	Long Haul/ Highway	Regional/ Pick-up & Delivery	On/Off Road	Light Commercial
<b>All-Position:</b> <i>Conventional</i>				
<i>Wide Base</i>				
<b>Drive:</b> <i>Single Axle</i>				
<i>Tandem Axle</i>	✓		•	
<i>Wide Base</i>				
<b>Trailer:</b> <i>Single Axle</i>				
<i>Tandem Axle</i>				
<i>Wide Base</i>				
<i>Spread/Multi-Axle</i>				
<i>Intermodal</i>				

✓ (recommended), • (suitable)

## TRACTION / LUG design

- ▼ Particularly recommended for general drive applications requiring good traction.
- ▼ Large element design reduces squirm to resist irregular wear.
- ▼ Ideally suited for applications requiring periodic chain use.
- ▼ Unique tread design provides superior all-weather service.




*Tandem Axle Tractor*

**MegaMile**  
BY **Oliver**  
© 2008 OLIVER TRACTOR PRODUCTS

**(866) 464-2580**

# Nu Trac



*Bias/Radial*

Size	Base Width		Tread Width		Tread Depth	
	mm	in.	mm	in.	mm	in.
6	178	7.00	169	6.65	11	14/32
7	194	7.63	185	7.28	11	14/32
8	203	8.00	194	7.65	11	14/32

*Custom sizes available by special order only. Minimum order quantity will apply.*

The following applications indicated as being either "recommended" (✓) or "suitable" (•) are intended as broad guidelines only. The specific vehicle configuration and service conditions must always be taken into account in making tread selections.

APPLICATIONS	Long Haul/ Highway	Regional/ Pick-up & Delivery	On/Off Road	Light Commercial
<b>All-Position:</b> <i>Conventional</i>				
<i>Wide Base</i>				
<b>Drive:</b> <i>Single Axle</i>		•	•	✓
<i>Tandem Axle</i>		•	•	
<i>Wide Base</i>				
<b>Trailer:</b> <i>Single Axle</i>				
<i>Tandem Axle</i>				
<i>Wide Base</i>				
<i>Spread/Multi-Axle</i>				
<i>Intermodal</i>				

✓ (recommended), • (suitable)

## TRACTION / LUG design

- ▼ Recommended for LT drive applications requiring good winter traction.
- ▼ High net contact area provides good mileage.
- ▼ Can be used on both bias and radial casings.



*Pick Up and Delivery*



*Van*




*Pick Up Truck*

**MegaMile**  
BY **Oliver**  
© COMPANIES HOLDING LIMITED

**(866) 464-2580**

# Nu Trac (Deep)



*Bias/Radial*

Size	Base Width		Tread Width		Tread Depth	
	mm	in.	mm	in.	mm	in.
6D*	178	7.00	168	6.63	17	21.5/32
7D	194	7.63	184	7.25	17	21.5/32
8D*	203	8.00	194	7.63	17	21.5/32
9D*	219	8.63	210	8.25	17	21.5/32

\*Also available with Serra-Sipe®

The following applications indicated as being either "recommended" (✓) or "suitable" (•) are intended as broad guidelines only. The specific vehicle configuration and service conditions must always be taken into account in making tread selections.

APPLICATIONS	Long Haul/ Highway	Regional/ Pick-up & Delivery	On/Off Road	Light Commercial
<b>All-Position:</b> <i>Conventional</i>				
<i>Wide Base</i>				
<b>Drive:</b> <i>Single Axle</i>				
<i>Tandem Axle</i>				
<i>Wide Base</i>				
<b>Trailer:</b> <i>Single Axle</i>		•	•	
<i>Tandem Axle</i>	✓	•	•	
<i>Wide Base</i>				
<i>Spread/Multi-Axle</i>				
<i>Intermodal</i>				

✓ (recommended), • (suitable)

## TRACTION / LUG design

- ▼ Maximizes traction and mileage for the regional hauler.
- ▼ Wide shoulder block gives great stability.



*Tandem Axle Tractor*



*Pick Up and Delivery*




*School Bus*

**MegaMile**  
BY **Oliver**  
© 2009 OLIVER TRUCKS

(866) 464-2580

# Power Trac



Radial

Size	Base Width		Tread Width		Tread Depth	
	mm	in.	mm	in.	mm	in.
8	203	8.00	193	7.63	19	24/32
8.5	216	8.50	213	8.38	19	24/32
9	229	9.00	210	8.25	19	24/32

The following applications indicated as being either "recommended" (✓) or "suitable" (•) are intended as broad guidelines only. The specific vehicle configuration and service conditions must always be taken into account in making tread selections.

APPLICATIONS	Long Haul/ Highway	Regional/ Pick-up & Delivery	On/Off Road	Light Commercial
<b>All-Position:</b> <i>Conventional</i>				
<i>Wide Base</i>				
<b>Drive:</b> <i>Single Axle</i>	•			
<i>Tandem Axle</i>	✓	•	•	
<i>Wide Base</i>				
<b>Trailer:</b> <i>Single Axle</i>				
<i>Tandem Axle</i>				
<i>Wide Base</i>				
<i>Spread/Multi-Axle</i>				
<i>Intermodal</i>				

✓ (recommended), • (suitable)

## TRACTION / LUG design

- ▼ High-tech, drive axle design reduces irregular wear with air-ride suspensions.
- ▼ Recommended for flatter buff radial casings only.



Tandem Axle Tractor



Pick Up and Delivery




Dump Truck

**MegaMile**  
BY **Oliver**  
© 2008 OLIVER TRUCKS

(866) 464-2580

# Premium Drive



Radial

Size	Base Width		Tread Width		Tread Depth	
	mm	in.	mm	in.	mm	in.
8	203	8.00	194	7.63	21	26/32
9	219	8.63	210	8.25	21	26/32

Custom sizes available by special order only. Minimum order quantity will apply.

The following applications indicated as being either "recommended" (✓) or "suitable" (•) are intended as broad guidelines only. The specific vehicle configuration and service conditions must always be taken into account in making tread selections.

APPLICATIONS	Long Haul/ Highway	Regional/ Pick-up & Delivery	On/Off Road	Light Commercial
<b>All-Position:</b> <i>Conventional</i>				
<i>Wide Base</i>				
<b>Drive:</b> <i>Single Axle</i>				
<i>Tandem Axle</i>	✓	•	•	
<i>Wide Base</i>				
<b>Trailer:</b> <i>Single Axle</i>				
<i>Tandem Axle</i>				
<i>Wide Base</i>				
<i>Spread/Multi-Axle</i>				
<i>Intermodal</i>				

✓ (recommended), • (suitable)

## TRACTION / LUG design

- ▼ Deep for maximum retread mileage but open enough to provide aggressive traction.
- ▼ Semi-solid shoulder to resist irregular wear.
- ▼ Recommended for radial casings.




Tandem Axle Tractor

**MegaMile**  
BY **Oliver**  
© 2008 OLIVER TRACTOR PRODUCTS

(866) 464-2580

## TRACTION / LUG design



Radial

Size	Base Width		Tread Width		Tread Depth	
	mm	in.	mm	in.	mm	in.
7	194	7.63	184	7.25	17	22/32
8	203	8.00	194	7.63	17	22/32
8.5	216	8.50	206	8.13	17	22/32
9	219	8.63	210	8.25	17	22/32
230	230	9.00	220	8.69	17	22/32

Custom sizes available by special order only. Minimum order quantity will apply.

The following applications indicated as being either "recommended" (✓) or "suitable" (•) are intended as broad guidelines only. The specific vehicle configuration and service conditions must always be taken into account in making tread selections.

APPLICATIONS	Long Haul/ Highway	Regional/ Pick-up & Delivery	On/Off Road	Light Commercial
<b>All-Position:</b> <i>Conventional</i>				
<i>Wide Base</i>				
<b>Drive:</b> <i>Single Axle</i>	•	✓	•	✓
<i>Tandem Axle</i>	✓	•	✓	
<i>Wide Base</i>				
<b>Trailer:</b> <i>Single Axle</i>				
<i>Tandem Axle</i>				
<i>Wide Base</i>				
<i>Spread/Multi-Axle</i>				
<i>Intermodal</i>				

✓ (recommended), • (suitable)

- ▼ Popular design for drive wheel tires.
- ▼ Premium traction tread.
- ▼ Excellent mileage.
- ▼ Recommended for radial casings.



Single Axle Tractor



Tandem Axle Tractor



Pick Up and Delivery



Dump Truck

**MegaMile**  
BY **Oliver**  
© 2008 PTT OILFIELD PRODUCTS

(866) 464-2580

# TA 718



*Bias/Radial*

Size	Base Width		Tread Width		Tread Depth	
	mm	in.	mm	in.	mm	in.
8	203	8.00	185	7.28	14	18/32
9	219	8.63	200	7.87	14	18/32

The following applications indicated as being either "recommended" (✓) or "suitable" (•) are intended as broad guidelines only. The specific vehicle configuration and service conditions must always be taken into account in making tread selections.

APPLICATIONS		Long Haul/ Highway	Regional/ Pick-up & Delivery	On/Off Road	Light Commercial
<b>All-Position:</b>	<i>Conventional</i>				
	<i>Wide Base</i>				
<b>Drive:</b>	<i>Single Axle</i>	✓	✓	•	
	<i>Tandem Axle</i>	✓	•	•	
	<i>Wide Base</i>				
<b>Trailer:</b>	<i>Single Axle</i>				
	<i>Tandem Axle</i>				
	<i>Wide Base</i>				
	<i>Spread/Multi-Axle</i>				
	<i>Intermodal</i>				

✓ (recommended), • (suitable)

## TRACTION / LUG design

- ▼ Recommended for general drive applications requiring good traction.
- ▼ Open shoulders promote self cleaning and cool running.
- ▼ Superior all-weather service.



*Tandem Axle Tractor*



*Pick Up and Delivery*

**MegaMile**  
BY **Oliver**  
© 2008 OLIVER TRUCKS

(866) 464-2580

# Ultra Grip



*Bias/Radial*

Size	Base Width		Tread Width		Tread Depth	
	mm	in.	mm	in.	mm	in.
6	178	7.00	168	6.63	14	18/32
7	194	7.63	184	7.25	17	22/32
8	203	8.00	194	7.63	17	22/32
9	219	8.63	210	8.25	17	22/32
10.5	241	9.38	231	9.13	17	22/32

*Custom sizes available by special order only. Minimum order quantity will apply.*

The following applications indicated as being either "recommended" (✓) or "suitable" (•) are intended as broad guidelines only. The specific vehicle configuration and service conditions must always be taken into account in making tread selections.

APPLICATIONS	Long Haul/ Highway	Regional/ Pick-up & Delivery	On/Off Road	Light Commercial
<b>All-Position:</b> <i>Conventional</i>				
<i>Wide Base</i>				
<b>Drive:</b> <i>Single Axle</i>		•	•	•
<i>Tandem Axle</i>	✓	•	•	
<i>Wide Base</i>				
<b>Trailer:</b> <i>Single Axle</i>				
<i>Tandem Axle</i>				
<i>Wide Base</i>				
<i>Spread/Multi-Axle</i>				
<i>Intermodal</i>				

✓ (recommended), • (suitable)

## TRACTION / LUG design

- ▼ The name says it all!
- ▼ Lug design delivers the best traction.



*Single Axle Tractor*



*School Bus*




*Van*

**MegaMile**  
BY **Oliver**  
© 2009 MEGAMILE INDUSTRIES, INC.

**(866) 464-2580**

# Deep Road Trac



*Bias/Radial*

Size	Base Width		Tread Width		Tread Depth	
	mm	in.	mm	in.	mm	in.
7	194	7.63	180	7.09	13	16/32
8	203	8.00	190	7.48	13	16/32
8.5	213	8.38	200	7.87	13	16/32
9	219	8.63	205	8.07	13	16/32

The following applications indicated as being either "recommended" (✓) or "suitable" (•) are intended as broad guidelines only. The specific vehicle configuration and service conditions must always be taken into account in making tread selections.

APPLICATIONS		Long Haul/ Highway	Regional/ Pick-up & Delivery	On/Off Road	Light Commercial
<b>All-Position:</b>	<i>Conventional</i>		•		
	<i>Wide Base</i>				
<b>Drive:</b>	<i>Single Axle</i>		✓		
	<i>Tandem Axle</i>		✓		
	<i>Wide Base</i>				
<b>Trailer:</b>	<i>Single Axle</i>	✓	✓		
	<i>Tandem Axle</i>	✓	✓		
	<i>Wide Base</i>				
	<i>Spread/Multi-Axle</i>				
	<i>Intermodal</i>				

✓ (recommended), • (suitable)

## HIGHWAY / RIB design

- ▼ Multi-purpose rib design for trailers, pick-up and delivery.
- ▼ 5-rib design provides lateral and directional control.



*Single Axle Trailer*



*Tandem Axle Trailer*



*School Bus*



*Single Axle Pick Up and Delivery*



*Tandem Axle Pick Up and Delivery*

**MegaMile**  
BY **Oliver**  
© COMPANIES HOLDING PRODUCTS

(866) 464-2580