


DG Rib



Radial Only

Size	Base Width		Tread Width		Tread Depth	
	mm	in.	mm	in.	mm	in.
8	203	8.00	194	7.63	12	15/32
8.5	216	8.50	206	8.13	12	15/32
230	230	9.00	220	8.69	12	15/32

The following applications indicated as being either "recommended" (✓) or "suitable" (•) are intended as broad guidelines only. The specific vehicle configuration and service conditions must always be taken into account in making tread selections.

APPLICATIONS		Long Haul/ Highway	Regional/ Pick-up & Delivery	On/Off Road	Light Commercial
All-Position:	<i>Conventional</i>		•		
	<i>Wide Base</i>				
Drive:	<i>Single Axle</i>	•	•		
	<i>Tandem Axle</i>	•	•		
	<i>Wide Base</i>				
Trailer:	<i>Single Axle</i>	✓	✓		
	<i>Tandem Axle</i>	✓	✓		
	<i>Wide Base</i>				
	<i>Spread/Multi-Axle</i>				
	<i>Intermodal</i>				

✓ (recommended), • (suitable)


HIGHWAY / RIB design

- ▼ The DG stands for "Defense Groove," which helps resist irregular wear across the tread face.
- ▼ Works well on low traction drive axles.
- ▼ Provides wide footprint, cool running and high mileage.
- ▼ Optimum choice in all trailer positions.
- ▼ Recommended for radial casings.



(866) 464-2580

Express



Bias/Radial

Size	Base Width		Tread Width		Tread Depth	
	mm	in.	mm	in.	mm	in.
3	152	6.00	142	5.61	10	13/32
5	168	6.63	158	6.24	11	14/32
6	178	7.00	168	6.61	13	16/32
7	194	7.63	184	7.24	13	16/32
8	203	8.00	193	7.61	13	16/32
9	219	8.63	209	8.24	13	16/32


The following applications indicated as being either "recommended" (✓) or "suitable" (•) are intended as broad guidelines only. The specific vehicle configuration and service conditions must always be taken into account in making tread selections.

APPLICATIONS	Long Haul/ Highway	Regional/ Pick-up & Delivery	On/Off Road	Light Commercial
All-Position: <i>Conventional</i>				
<i>Wide Base</i>				
Drive: <i>Single Axle</i>	•	•		
<i>Tandem Axle</i>				
<i>Wide Base</i>				
Trailer: <i>Single Axle</i>	•	✓		
<i>Tandem Axle</i>	•	✓		
<i>Wide Base</i>				
<i>Spread/Multi-Axle</i>				
<i>Intermodal</i>				

✓ (recommended), • (suitable)

HIGHWAY / RIB design


- ▼ Deep rib design.
- ▼ Ideal for drive position and regional trailer application.
- ▼ May be used on bias or radial tires.



MegaMile
BY **Oliver**
CONSTRUCTION EQUIPMENT PRODUCTS

(866) 464-2580

Global



Radial Only

Size	Base Width		Tread Width		Tread Depth	
	mm	in.	mm	in.	mm	in.
7.5	198	7.88	191	7.50	12	15/32
8.5*	210	8.25	200	7.88	12	15/32
9.5	225	8.88	216	8.50	12	15/32

*Also available with Serra-Sipe®

The following applications indicated as being either "recommended" (✓) or "suitable" (•) are intended as broad guidelines only. The specific vehicle configuration and service conditions must always be taken into account in making tread selections.

APPLICATIONS		Long Haul/ Highway	Regional/ Pick-up & Delivery	On/Off Road	Light Commercial
All-Position:	<i>Conventional</i>		•		
	<i>Wide Base</i>				
Drive:	<i>Single Axle</i>		✓		
	<i>Tandem Axle</i>		✓		
	<i>Wide Base</i>				
Trailer:	<i>Single Axle</i>	✓	✓		
	<i>Tandem Axle</i>	✓	✓		
	<i>Wide Base</i>				
	<i>Spread/Multi-Axle</i>				
	<i>Intermodal</i>				

✓ (recommended), • (suitable)

HIGHWAY / RIB design

- ▼ Multi-purpose rib design for trailer, pick-up & delivery.
- ▼ Five-rib design provides lateral and directional control.



Single Axle Trailer



Tandem Axle Trailer



School Bus



Single Axle Pick Up and Delivery




Tandem Axle Pick Up and Delivery

MegaMile
BY **Oliver**
© 2009 OLIVER TRUCKS

(866) 464-2580

High Speed

HIGHWAY / RIB design



Bias/Radial

- ▼ Straight-rib, free-rolling design used in all types of over-the-road trailer applications.



Chassis

Size	Base Width		Tread Width		Tread Depth	
	mm	in.	mm	in.	mm	in.
6	178	7.00	168	6.63	9	11/32
7	194	7.63	187	7.38	9	11/32
8	203	8.00	194	7.63	9	11/32
9	219	8.63	206	8.13	9	11/32

The following applications indicated as being either "recommended" (✓) or "suitable" (•) are intended as broad guidelines only. The specific vehicle configuration and service conditions must always be taken into account in making tread selections.


APPLICATIONS	Long Haul/ Highway	Regional/ Pick-up & Delivery	On/Off Road	Light Commercial
All-Position: <i>Conventional</i>				
<i>Wide Base</i>				
Drive: <i>Single Axle</i>				
<i>Tandem Axle</i>				
<i>Wide Base</i>				
Trailer: <i>Single Axle</i>				
<i>Tandem Axle</i>				
<i>Wide Base</i>				
<i>Spread/Multi-Axle</i>				
<i>Intermodal</i>		✓		

✓ (recommended), • (suitable)

MegaMile
BY **Oliver**
CONSTRUCTION EQUIPMENT PRODUCTS

(866) 464-2580

Highway LP



Radial Only

Size	Base Width		Tread Width		Tread Depth	
	mm	in.	mm	in.	mm	in.
7	194	7.63	179	7.00	14	18/32
8	203	8.00	189	7.38	14	18/32
8.5	216	8.50	197	7.75	14	18/32

Custom sizes available by special order only. Minimum order quantity will apply.

HIGHWAY / RIB design

- ▼ Deep rib design provides mileage and protection in regional trailer and drive positions.
- ▼ Recommended for radial casings.



Tractor Trailer



Single Axle Trailer



Pick Up and Delivery

The following applications indicated as being either "recommended" (✓) or "suitable" (•) are intended as broad guidelines only. The specific vehicle configuration and service conditions must always be taken into account in making tread selections.


APPLICATIONS	Long Haul/ Highway	Regional/ Pick-up & Delivery	On/Off Road	Light Commercial
All-Position: <i>Conventional</i>	•	•		
<i>Wide Base</i>				
Drive: <i>Single Axle</i>	•	•		
<i>Tandem Axle</i>	•	•		
<i>Wide Base</i>				
Trailer: <i>Single Axle</i>	✓	•		
<i>Tandem Axle</i>	✓	•		
<i>Wide Base</i>				
<i>Spread/Multi-Axle</i>				
<i>Intermodal</i>				

✓ (recommended), • (suitable)

MegaMile
BY **Oliver**
© COMPASSIONATE COMMERCIAL PRODUCTS

(866) 464-2580

Highway LP (Shallow)



Radial Only

Size	Base Width		Tread Width		Tread Depth	
	mm	in.	mm	in.	mm	in.
4	159	6.25	146	5.75	10	12/32
5	168	6.63	159	6.25	10	12/32
6	178	7.00	163	6.38	10	12/32
7	194	7.63	178	7.00	11	14/32
8	203	8.00	191	7.50	11	14/32
8.5	216	8.50	201	7.88	11	14/32
9	219	8.63	210	8.25	11	14/32

The following applications indicated as being either "recommended" (✓) or "suitable" (•) are intended as broad guidelines only. The specific vehicle configuration and service conditions must always be taken into account in making tread selections.

APPLICATIONS	Long Haul/ Highway	Regional/ Pick-up & Delivery	On/Off Road	Light Commercial
All-Position: <i>Conventional</i>		•		✓
<i>Wide Base</i>				
Drive: <i>Single Axle</i>		✓		✓
<i>Tandem Axle</i>				
<i>Wide Base</i>				
Trailer: <i>Single Axle</i>	✓	✓		
<i>Tandem Axle</i>	✓	✓		
<i>Wide Base</i>				
<i>Spread/Multi-Axle</i>				
<i>Intermodal</i>				

✓ (recommended), • (suitable)

HIGHWAY / RIB design


- ▼ Multi-purpose rib design for trailer, pick-up and delivery and light commercial use.
- ▼ Has a five-rib design and tread elements that provide lateral and directional control.
- ▼ Recommended for radial casings.



MegaMile
BY **Oliver**
© 2009 MEGAMILE TIRE COMPANY

(866) 464-2580

LM Trac II



Radial Only

Size	Base Width		Tread Width		Tread Depth	
	mm	in.	mm	in.	mm	in.
8	203	8.00	194	7.63	9	11/32
8.5	216	8.50	206	8.13	9	11/32

Custom sizes available by special order only. Minimum order quantity will apply.

HIGHWAY / RIB design

- ▼ Versatile rib design is appropriate for a variety of trailer applications.
- ▼ Shallow tread depth promotes cool running.
- ▼ TC 2000 highway compound contributes to good cost-per-mile performance.



Trailer



Pick Up and Delivery



Single Axle Trailer

The following applications indicated as being either "recommended" (✓) or "suitable" (•) are intended as broad guidelines only. The specific vehicle configuration and service conditions must always be taken into account in making tread selections.


APPLICATIONS	Long Haul/ Highway	Regional/ Pick-up & Delivery	On/Off Road	Light Commercial
	All-Position: <i>Conventional</i>			
<i>Wide Base</i>				
Drive: <i>Single Axle</i>				
<i>Tandem Axle</i>				
<i>Wide Base</i>				
Trailer: <i>Single Axle</i>	✓	•		
<i>Tandem Axle</i>	✓	✓		
<i>Wide Base</i>				
<i>Spread/Multi-Axle</i>				
<i>Intermodal</i>		•		

✓ (recommended), • (suitable)

MegaMile
BY **Oliver**
COMPONENTS DIVISION PRODUCTS


(866) 464-2580

Spread Axle



Sizes 7, 8 & 9

Radial Only



Sizes 8.5 & 10.5

Radial Only

Size	Base Width		Tread Width		Tread Depth	
	mm	in.	mm	in.	mm	in.
7	194	7.63	184	7.25	14	18/32
8	203	8.00	191	7.50	14	18/32
8.5	216	8.50	191	7.50	14	18/32
9	219	8.63	206	8.13	14	18/32
10.5	237	9.31	227	8.94	16	20/32

The following applications indicated as being either "recommended" (✓) or "suitable" (•) are intended as broad guidelines only. The specific vehicle configuration and service conditions must always be taken into account in making tread selections.

APPLICATIONS	Long Haul/ Highway	Regional/ Pick-up & Delivery	On/Off Road	Light Commercial
All-Position: <i>Conventional</i>		•		
<i>Wide Base</i>				
Drive: <i>Single Axle</i>	•	•	•	
<i>Tandem Axle</i>	•	•	•	
<i>Wide Base</i>				
Trailer: <i>Single Axle</i>	•	•		
<i>Tandem Axle</i>	•	•	✓	
<i>Wide Base</i>				
<i>Spread/Multi-Axle</i>	✓	✓	✓	
<i>Intermodal</i>				

✓ (recommended), • (suitable)


HIGHWAY / RIB design

- ▼ Designed for on/off road drive or trailer position.
- ▼ Outstanding performance on typical spread axle positions.
- ▼ Recommended for radial casings.



MegaMile
BY **Oliver**
© COMPANIES OF OLIVER TRUCKS

(866) 464-2580



Radial Only

Size	Base Width		Tread Width		Tread Depth	
	mm	in.	mm	in.	mm	in.
8	203	8.00	185	7.29	11	14/32
8.5	213	8.38	195	7.67	11	14/32

Custom sizes available by special order only. Minimum order quantity will apply.

The following applications indicated as being either "recommended" (✓) or "suitable" (•) are intended as broad guidelines only. The specific vehicle configuration and service conditions must always be taken into account in making tread selections.

APPLICATIONS		Long Haul/ Highway	Regional/ Pick-up & Delivery	On/Off Road	Light Commercial
All-Position:	<i>Conventional</i>		•		
	<i>Wide Base</i>				
Drive:	<i>Single Axle</i>		✓		
	<i>Tandem Axle</i>		✓		
	<i>Wide Base</i>				
Trailer:	<i>Single Axle</i>	✓	✓		
	<i>Tandem Axle</i>	✓	✓		
	<i>Wide Base</i>				
	<i>Spread/Multi-Axle</i>				
	<i>Intermodal</i>				

✓ (recommended), • (suitable)

HIGHWAY / RIB design


- ▼ Multi-purpose rib design for trailer, pick-up & delivery.
- ▼ Five-rib design provides lateral and directional control.



MegaMile
BY **Oliver**
© 2009 MEGA MILE TIRE PRODUCTS

(866) 464-2580

Trailer WT



Radial Only

Size	Base Width		Tread Width		Tread Depth	
	mm	in.	mm	in.	mm	in.
8	203	8.00	194	7.63	12	15/32
8.5	216	8.50	206	8.13	12	15/32

The following applications indicated as being either "recommended" (✓) or "suitable" (•) are intended as broad guidelines only. The specific vehicle configuration and service conditions must always be taken into account in making tread selections.

APPLICATIONS	Long Haul/ Highway	Regional/ Pick-up & Delivery	On/Off Road	Light Commercial
All-Position: <i>Conventional</i>				
<i>Wide Base</i>				
Drive: <i>Single Axle</i>		•		
<i>Tandem Axle</i>				
<i>Wide Base</i>				
Trailer: <i>Single Axle</i>	✓	✓		
<i>Tandem Axle</i>	✓	✓		
<i>Wide Base</i>				
<i>Spread/Multi-Axle</i>				
<i>Intermodal</i>				

✓ (recommended), • (suitable)

HIGHWAY / RIB design

- ▼ A wing edge design of the DG Rib.
- ▼ Casing does not need to be cut in like some other contour designs.
- ▼ Recommended for radial casings.



Single Axle Trailer



Tandem Axle Trailer




Pick Up and Delivery

MegaMile
BY **Oliver**
© COMPANIES OF OLIVER TRUCKS

(866) 464-2580

Trailway



Radial

Size	Base Width		Tread Width		Tread Depth	
	mm	in.	mm	in.	mm	in.
7	194	7.63	184	7.25	10	12/32
8	203	8.00	194	7.63	10	12/32
8.5N	216	8.31	206	8.13	10	12/32
9	219	8.33	219	8.63	10	12/32
10.5	236	9.31	227	8.94	10	12/32

The following applications indicated as being either "recommended" (✓) or "suitable" (•) are intended as broad guidelines only. The specific vehicle configuration and service conditions must always be taken into account in making tread selections.

APPLICATIONS	Long Haul/ Highway	Regional/ Pick-up & Delivery	On/Off Road	Light Commercial
All-Position: <i>Conventional</i>				
<i>Wide Base</i>				
Drive: <i>Single Axle</i>				•
<i>Tandem Axle</i>				
<i>Wide Base</i>				
Trailer: <i>Single Axle</i>	✓	✓		
<i>Tandem Axle</i>	✓	✓		
<i>Wide Base</i>				
<i>Spread/Multi-Axle</i>				
<i>Intermodal</i>				

✓ (recommended), • (suitable)

HIGHWAY / RIB design

- ▼ High-tech design with see-through grooves gives maximum water evacuation.
- ▼ Defense groove cools shoulder and reduces irregular wear.
- ▼ Recommended for radial casings.



MegaMile
BY **Oliver**
© COMPANIES OF OLIVER TRUCKS

(866) 464-2580

Trans Trak



Radial Only

Size	Base Width		Tread Width		Tread Depth	
	mm	in.	mm	in.	mm	in.
7	194	7.63	177	6.96	13	17/32
8	203	8.00	186	7.33	13	17/32
8.5	213	8.38	196	7.71	13	17/32
9	219	8.63	202	7.96	13	17/32

The following applications indicated as being either "recommended" (✓) or "suitable" (•) are intended as broad guidelines only. The specific vehicle configuration and service conditions must always be taken into account in making tread selections.

APPLICATIONS		Long Haul/ Highway	Regional/ Pick-up & Delivery	On/Off Road	Light Commercial
All-Position:	<i>Conventional</i>	•	•		
	<i>Wide Base</i>				
Drive:	<i>Single Axle</i>	•	•		
	<i>Tandem Axle</i>	•	•		
	<i>Wide Base</i>				
Trailer:	<i>Single Axle</i>	✓	•	✓	
	<i>Tandem Axle</i>	✓	•	✓	
	<i>Wide Base</i>				
	<i>Spread/Multi-Axle</i>				
	<i>Intermodal</i>				

✓ (recommended), • (suitable)

HIGHWAY / RIB design

- ▼ Recommended for radial casings.
- ▼ Provides increased mileage and stability in drive position and regional trailer applications.



Single Axle Tractor



Tandem Axle Tractor



Single Axle Trailer



Tandem Axle Trailer



Bottom Dump Trailer



Pick Up and Delivery

MegaMile
BY **Oliver**
© COMPANIES OF OLIVER TRUCKS

(866) 464-2580

Wide Base Lug



WIDE BASE / LUG design

- ▼ Deep lug traction tread recommended for on/off road, mixer, front-end, loader-type application.



Size	Base Width		Tread Width		Tread Depth	
	mm	in.	mm	in.	mm	in.
15	286	11.25	273	10.75	21	26/32
17	330	13.00	318	12.50	21	26/32
18	362	14.25	349	13.75	21	26/32
18D	362	14.25	349	13.75	24	30/32

The following applications indicated as being either "recommended" (✓) or "suitable" (•) are intended as broad guidelines only. The specific vehicle configuration and service conditions must always be taken into account in making tread selections.


APPLICATIONS	Long Haul/ Highway	Regional/ Pick-up & Delivery	On/Off Road	Light Commercial
All-Position: <i>Conventional</i>				
<i>Wide Base</i>			•	
Drive: <i>Single Axle</i>				
<i>Tandem Axle</i>				
<i>Wide Base</i>	✓		✓	
Trailer: <i>Single Axle</i>				
<i>Tandem Axle</i>				
<i>Wide Base</i>				
<i>Spread/Multi-Axle</i>				
<i>Intermodal</i>				

✓ (recommended), • (suitable)

MegaMile
BY **Oliver**
CONSTRUCTION EQUIPMENT PRODUCTS

(866) 464-2580

Wide Base Rib



Bias/Radial

Size	Base Width		Tread Width		Tread Depth	
	mm	in.	mm	in.	mm	in.
11	254	10.00	244	9.63	16	20/32
15	286	11.25	274	10.88	13	16/32
16	311	12.25	301	11.88	13	16/32
18	356	14.00	345	13.63	13	16/32

The following applications indicated as being either "recommended" (✓) or "suitable" (•) are intended as broad guidelines only. The specific vehicle configuration and service conditions must always be taken into account in making tread selections.

APPLICATIONS	Long Haul/ Highway	Regional/ Pick-up & Delivery	On/Off Road	Light Commercial
All-Position: <i>Conventional</i>				
<i>Wide Base</i>			•	
Drive: <i>Single Axle</i>				
<i>Tandem Axle</i>				
<i>Wide Base</i>	✓		•	
Trailer: <i>Single Axle</i>				
<i>Tandem Axle</i>				
<i>Wide Base</i>	✓		✓	
<i>Spread/Multi-Axle</i>				
<i>Intermodal</i>				

✓ (recommended), • (suitable)

WIDE BASE / RIB design


- ▼ Rib tread design for on/off road, radial or bias applications.



MegaMile
BY **Oliver**
CONSTRUCTION EQUIPMENT PRODUCTS

(866) 464-2580

Wide Base Traction



Bias/Radial

Size	Base Width		Tread Width		Tread Depth	
	mm	in.	mm	in.	mm	in.
16	311	12.25	302	11.88	16	20/32
18	356	14.00	346	13.63	16	20/32

The following applications indicated as being either "recommended" (✓) or "suitable" (•) are intended as broad guidelines only. The specific vehicle configuration and service conditions must always be taken into account in making tread selections.

APPLICATIONS	Long Haul/ Highway	Regional/ Pick-up & Delivery	On/Off Road	Light Commercial
All-Position: <i>Conventional</i>				
<i>Wide Base</i>			•	
Drive: <i>Single Axle</i>				
<i>Tandem Axle</i>				
<i>Wide Base</i>	✓		✓	
Trailer: <i>Single Axle</i>				
<i>Tandem Axle</i>				
<i>Wide Base</i>				
<i>Spread/Multi-Axle</i>				
<i>Intermodal</i>				

✓ (recommended), • (suitable)


WIDE BASE / LUG design

- ▼ A high-traction, on/off road design for radial or bias applications.



MegaMile
BY **Oliver**
CONSTRUCTION EQUIPMENT PRODUCTS

(866) 464-2580



Radial Only

Size	Base Width		Tread Width		Tread Depth	
	mm	in.	mm	in.	mm	in.
8	203	8.00	196	7.73	14	18/32
8.5	213	8.38	206	8.11	14	18/32
9	219	8.63	212	8.36	14	18/32

The following applications indicated as being either "recommended" (✓) or "suitable" (•) are intended as broad guidelines only. The specific vehicle configuration and service conditions must always be taken into account in making tread selections.

APPLICATIONS		Long Haul/ Highway	Regional/ Pick-up & Delivery	On/Off Road	Light Commercial
All-Position:	<i>Conventional</i>				
	<i>Wide Base</i>				
Drive:	<i>Single Axle</i>	•	✓		
	<i>Tandem Axle</i>	✓	✓		
	<i>Wide Base</i>				
Trailer:	<i>Single Axle</i>				
	<i>Tandem Axle</i>				
	<i>Wide Base</i>				
	<i>Spread/Multi-Axle</i>				
	<i>Intermodal</i>				

✓ (recommended), • (suitable)

SPECIALTY/ LUG design

- ▼ Multi-purpose drive design for long- and short-haul applications.
- ▼ Recommended for radial casings.
- ▼ Semi-solid shoulder resists cupping and extends tread life.



Single Axle Tractor



Tandem Axle Tractor




Pick Up and Delivery

MegaMile
BY **Oliver**
© COMPASSIONATE COMMERCIAL PRODUCTS

(866) 464-2580

HCM



Radial Only

Size	Base Width		Tread Width		Tread Depth	
	mm	in.	mm	in.	mm	in.
8	203	8.00	187	7.38	22	28/32
9	219	8.63	203	8.00	22	28/32
10	235	9.25	219	8.63	22	28/32
12	254	10.00	238	9.38	22	28/32

The following applications indicated as being either "recommended" (✓) or "suitable" (•) are intended as broad guidelines only. The specific vehicle configuration and service conditions must always be taken into account in making tread selections.

APPLICATIONS	Long Haul/ Highway	Regional/ Pick-up & Delivery	On/Off Road	Light Commercial
All-Position: <i>Conventional</i>				
<i>Wide Base</i>				
Drive: <i>Single Axle</i>			•	
<i>Tandem Axle</i>			✓	
<i>Wide Base</i>				
Trailer: <i>Single Axle</i>				
<i>Tandem Axle</i>				
<i>Wide Base</i>				
<i>Spread/Multi-Axle</i>				
<i>Intermodal</i>				

✓ (recommended), • (suitable)

SPECIALTY/ LUG design


- ▼ Deep drive axle design.
- ▼ Long mileage, excellent penetration resistance.
- ▼ On and off road application.
- ▼ Recommended for radial casings.



MegaMile
BY **Oliver**
CONSTRUCTION EQUIPMENT PRODUCTS

(866) 464-2580

Lug Trac



Bias/Radial

Size	Base Width		Tread Width		Tread Depth	
	mm	in.	mm	in.	mm	in.
7	194	7.63	175	7.25	19	24/32
8	203	8.00	194	7.63	19	24/32
8D	203	8.00	194	7.63	25	32/32
9	219	8.63	210	8.25	19	24/32
12	254	10.00	244	9.62	19	24/32

The following applications indicated as being either "recommended" (✓) or "suitable" (•) are intended as broad guidelines only. The specific vehicle configuration and service conditions must always be taken into account in making tread selections.

APPLICATIONS	Long Haul/ Highway	Regional/ Pick-up & Delivery	On/Off Road	Light Commercial
All-Position: <i>Conventional</i>				
<i>Wide Base</i>				
Drive: <i>Single Axle</i>			•	
<i>Tandem Axle</i>			✓	
<i>Wide Base</i>				
Trailer: <i>Single Axle</i>				
<i>Tandem Axle</i>				
<i>Wide Base</i>				
<i>Spread/Multi-Axle</i>				
<i>Intermodal</i>				

✓ (recommended), • (suitable)

SPECIALTY / LUG design

- ▼ To be used on and off road at reduced speeds.
- ▼ Offers excellent traction and protection against cuts.



MegaMile
BY **Oliver**
© 2009 MEGAMILE INDUSTRIES, INC.

(866) 464-2580

TA 222



Radial Only

Size	Base Width		Tread Width		Tread Depth	
	mm	in.	mm	in.	mm	in.
7	194	7.63	185	7.28	16	20/32
8	203	8.00	194	7.65	16	20/32
8.5	213	8.38	204	8.03	16	20/32
9	219	8.63	210	8.28	16	20/32

The following applications indicated as being either "recommended" (✓) or "suitable" (•) are intended as broad guidelines only. The specific vehicle configuration and service conditions must always be taken into account in making tread selections.

APPLICATIONS	Long Haul/ Highway	Regional/ Pick-up & Delivery	On/Off Road	Light Commercial
All-Position: <i>Conventional</i>				
<i>Wide Base</i>				
Drive: <i>Single Axle</i>	•	✓	•	✓
<i>Tandem Axle</i>	✓	•	✓	
<i>Wide Base</i>				
Trailer: <i>Single Axle</i>				
<i>Tandem Axle</i>				
<i>Wide Base</i>				
<i>Spread/Multi-Axle</i>				
<i>Intermodal</i>				

✓ (recommended), • (suitable)

SPECIALTY/ LUG design

- ▼ Popular design for drive wheel tires.
- ▼ Premium traction tread.
- ▼ Excellent mileage.
- ▼ Recommended for radial casings.



Single Axle Tractor



Tandem Axle Tractor



Pick Up and Delivery




Dump Truck

MegaMile
BY **Oliver**
© 2008 OLIVER TRACTOR PRODUCTS

(866) 464-2580

TA 222 Deep



Radial Only

Size	Base Width		Tread Width		Tread Depth	
	mm	in.	mm	in.	mm	in.
8	210	8.25	202	7.94	17	22/32
9	219	8.63	211	8.32	17	22/32
10	229	9.00	221	8.69	17	22/32

The following applications indicated as being either "recommended" (✓) or "suitable" (•) are intended as broad guidelines only. The specific vehicle configuration and service conditions must always be taken into account in making tread selections.

APPLICATIONS		Long Haul/ Highway	Regional/ Pick-up & Delivery	On/Off Road	Light Commercial
All-Position:	<i>Conventional</i>				
	<i>Wide Base</i>				
Drive:	<i>Single Axle</i>	•	✓	•	✓
	<i>Tandem Axle</i>	✓	•	✓	
	<i>Wide Base</i>				
Trailer:	<i>Single Axle</i>				
	<i>Tandem Axle</i>				
	<i>Wide Base</i>				
	<i>Spread/Multi-Axle</i>				
	<i>Intermodal</i>				

✓ (recommended), • (suitable)

SPECIALTY/ LUG design

- ▼ Popular design for drive wheel tires.
- ▼ Premium traction tread.
- ▼ Excellent mileage.
- ▼ Recommended for radial casings.
- ▼ Extra tread depth assures additional mileage.



Tandem Axle Tractor



Pick Up and Delivery



Dump Truck

MegaMile
BY **Oliver**
© 2007 OLIVER TRUCKS

(866) 464-2580

Z Trak



Radial Only

Size	Base Width		Tread Width		Tread Depth	
	mm	in.	mm	in.	mm	in.
8	203	8.00	184	7.25	21	26/32
8.5	216	8.63	200	7.88	21	26/32
10	241	9.50	222	8.75	21	26/32
11	248	9.75	229	9.00	25	32/32
12.5	267	10.50	248	9.75	25	32/32

The following applications indicated as being either "recommended" (✓) or "suitable" (•) are intended as broad guidelines only. The specific vehicle configuration and service conditions must always be taken into account in making tread selections.

APPLICATIONS	Long Haul/ Highway	Regional/ Pick-up & Delivery	On/Off Road	Light Commercial
	All-Position: <i>Conventional</i>			
<i>Wide Base</i>				
Drive: <i>Single Axle</i>	•		✓	
<i>Tandem Axle</i>	✓		✓	
<i>Wide Base</i>				
Trailer: <i>Single Axle</i>				
<i>Tandem Axle</i>				
<i>Wide Base</i>				
<i>Spread/Multi-Axle</i>				
<i>Intermodal</i>				

✓ (recommended), • (suitable)

SPECIALTY/ LUG design


- ▼ For use in severe on/off road slow speed, short-haul applications.
- ▼ Recommended for radial casings.



MegaMile
BY **Oliver**
© COMPANIES HOLDING LIMITED

(866) 464-2580

Rib Trac



Bias/Radial

Size	Base Width		Tread Width		Tread Depth	
	mm	in.	mm	in.	mm	in.
8	203	8.00	194	7.63	16	20/32

The following applications indicated as being either "recommended" (✓) or "suitable" (•) are intended as broad guidelines only. The specific vehicle configuration and service conditions must always be taken into account in making tread selections.

APPLICATIONS	Long Haul/ Highway	Regional/ Pick-up & Delivery	On/Off Road	Light Commercial
All-Position: <i>Conventional</i>		•		
<i>Wide Base</i>				
Drive: <i>Single Axle</i>	•	•		
<i>Tandem Axle</i>	•	•		
<i>Wide Base</i>				
Trailer: <i>Single Axle</i>	•	•	✓	
<i>Tandem Axle</i>	•	•	✓	
<i>Wide Base</i>				
<i>Spread/Multi-Axle</i>				
<i>Intermodal</i>				

✓ (recommended), • (suitable)

SPECIALTY / RIB design


- ▼ Use on and off the road at reduced speed.
- ▼ Offers protection against cuts and provides extra wear resistance.



MegaMile
BY **Oliver**
CONSTRUCTION EQUIPMENT PRODUCTS

(866) 464-2580

Waste Hauler Rib



Radial Only

Size	Base Width		Tread Width		Tread Depth	
	mm	in.	mm	in.	mm	in.
8	203	8.00	194	7.63	19	24/32
8.5	216	8.50	206	8.13	19	24/32
9.5	229	9.00	195	8.69	19	24/32
10.5	237	9.31	202	8.94	19	24/32

Custom sizes available by special order only. Minimum order quantity will apply.

The following applications indicated as being either "recommended" (✓) or "suitable" (•) are intended as broad guidelines only. The specific vehicle configuration and service conditions must always be taken into account in making tread selections.

APPLICATIONS	Long Haul/ Highway	Regional/ Pick-up & Delivery	On/Off Road	Light Commercial
All-Position: <i>Conventional</i>	•			
<i>Wide Base</i>				
Drive: <i>Single Axle</i>	•			
<i>Tandem Axle</i>	•			
<i>Wide Base</i>				
Trailer: <i>Single Axle</i>			✓	
<i>Tandem Axle</i>			✓	
<i>Wide Base</i>				
<i>Spread/Multi-Axle</i>				
<i>Intermodal</i>				

✓ (recommended), • (suitable)

SPECIALTY/ RIB design

- ▼ On- and off-the road steer/drive/trailer applications.
- ▼ A deep tread that resists penetration.
- ▼ Short haul applications.
- ▼ Groove design reduces stone penetration.
- ▼ Recommended for radial casings.



Garbage Truck



Single Axle Trailer



Tandem Axle Trailer

MegaMile
BY **Oliver**
© 2008 MEGAMILE TIRE PRODUCTS

(866) 464-2580



(866) 464-2580