

# ALPHA TIRE SYSTEMS

**Backhoe**

Backhoe Front F-3/I-3 Tire Specification Sheets

Form Spec. ATSS2003-1

3-Dec-02 Page 13 of 28

Cat.#	Size/PR/TV pe	Design	Stand . Rim	Approved Rim	Max. Load lbs	Infl. psi/bar	Unloaded		Loade d		Tire Wt. lbs	Tread Depth mm/32nds
							Infl. Dim. Sect. Overa Width	Width    Dia.	Static Radius	Radius		
19502	11L-15/14TL	F-3 TRAK-TOR IND. RIB	8LB	10LB	2850	72/5.00	11.00	32.00	14.40	61.38	12.7/16	
19521	11L-16/14TL	F-3 TRAK-TOR IND. RIB	8LB	W8L, W10L, 10LB	3050	72/5.00	11.00	33.00	14.85	62.04	12.7/16	

## Alpha Brand Backhoe Front F-3 Bias Tires Industrial Rib SUPER SIDEWALL


--	--	--	--	--	--	--	--	--	--	--	--	--

## Alpha Brand Backhoe Front I-3 Bias Tires SUPER-TRAK DIG'R ES SUPER SIDEWALL


19532	10.5/80-18/12TL	Alpha I-3 DIG'R ES USA	9.00		3230	63/4.30	10.79	34.71	15.97	64.68	16/20
19532E	10.5/80-18/12TL	Alpha I-3 DIG'R ES EU	9.00		3230	63/4.30	10.79	35.71	16.43	62.04	19.0/24
19542	12.5/80-18/14TL	Alpha I-3 DIG'R ES USA	9.00		4670	63/4.30	12.13	37.86	17.40	94.60	20/25
19542E	12.5/80-18/14TL	Alpha I-3 DIG'R ES EU	9.00		4670	63/4.30	12.13	38.86	17.87	87.56	22.0/28
19552	10-16.5/10TL	Alpha I-3 DIG'R ES	8.25		4770	75/5.20	10.40	30.43	13.80	46.86	15.88/20
19562	12-16.5/12TL	Alpha I-3 DIG'R ES	9.75		7160	95/6.60	12.10	32.73	15.00	59.18	19.05/24

## Alpha Brand Backhoe Front I-3 Bias Tires Trak-Tor SUPER SIDEWALL

19530	10.5/80-18/14TL	I-3 TRAK-TOR Industrial USA	9.00		3370	70/4.80	10.79	34.71	15.97	85.80	25.4/32
19530E	10.5/80-18/14TL	I-3 TRAK-TOR Industrial EU	9.00		3370	70/4.80	10.79	35.71	16.43	73.70	25.4/32
19534	12.5/80-18/16TL	I-3 TRAK-TOR Industrial USA	9.00		4810	71/4.90	12.13	37.86	17.40	114.40	25.4/32
19534E	12.5/80-18/16TL	I-3 TRAK-TOR Industrial EU	9.00		4810	71/4.90	12.13	38.86	17.87	136.84	25.4/32
19536	10-16.5/12TL	I-3 TRAK-TOR Industrial	8.25		5400	90/6.20	10.40	30.43	14.00	62.48	16.5/1/21
19537	12-16.5/14TL	I-3 TRAK-TOR Industrial	9.75		7920	110/7.60	12.10	32.73	15.06	81.40	20.32/26



**F-3 TRAK-TOR INDUSTRIAL RIB**



**I-3 DIG'R ES**



**I-3 TRAK-TOR IND.**

# ALPHA TIRE SYSTEMS

Backhoe


## Backhoe Rear R-4 Tire Specification Sheets

Form Spec. ATS2003-1 3-Dec-02 Page 12 of 28


Cat.#	Size/PRTY pe	Design	Stand . Rim	Approved Rim	Max. Load lbs	Infl. psibar	Unloaded		Loaded		Tire Wt. lbs	Tread Depth mm/32NDS
							Infl. Dim. Sect. Overa Width	II Dia. Radius	d Static Radius	Wt. lbs		
<b>Alpha Brand Backhoe Rear R-4 Bias Tires TRAK-TOR SUPER SIDEWALL</b>												
99010LH	16.9-24/12TL	Alpha R-4 TRAK-TOR IND.	W15L		6850	36/2.50	16.90	51.52	23.20	199.10	25.4/32	
99010L	16.9-24/12TL	Alpha R-4 TRAK-TOR IND.	W15L		6850	36/2.50	16.90	51.52	23.20	202.40	25.4/32	
99010	16.9-24/12TL	Alpha R-4 TRAK-TOR IND.	W15L		6850	36/2.50	16.90	51.52	23.20	242.22	25.4/32	
99020LH	17.5L-24/12TL	Alpha R-4 TRAK-TOR IND.	W15L		6600	38/2.60	17.50	48.84	21.71	179.30	25.4/32	
99020L	17.5L-24/12TL	Alpha R-4 TRAK-TOR IND.	W15L		6600	38/2.60	17.50	48.84	21.71	203.72	25.4/32	
99030	19.5L-24/14TL	Alpha R-4 TRAK-TOR IND.	DW16A	W16L, W15L	8150	38/2.60	19.50	51.74	22.82	239.80	28.5/36	
99040	21L-24/16TL	Alpha R-4 TRAK-TOR IND.	DW18L	W18L, DW18A	9900	40/2.80	21.00	54.24	23.80	275.00	31.8/40	
99060	14.9-24/12TL	Alpha R-4 TRAK-TOR IND.	W13	W12	6400	42/2.90	14.90	48.86	22.08	167.20	25.4/32	
<b>Alpha Brand Backhoe Rear R-4 Bias Tires ROAD RUN'R/DIRT DIG'R</b>												
99110	16.9-24/12TL	ROAD RUN'R/DIRT R-4	W15L		6850	36/2.50	16.90	51.52	23.20	187.00	28.0/35	
99120	17.5L-24/12TL	ROAD RUN'R/DIRT R-4	W15L		6600	38/2.60	17.50	48.84	21.71	169.40	25.4/32	
99130	19.5L-24/14TL	ROAD RUN'R/DIRT R-4	DW16A	W16L, W15L	8150	38/2.60	19.50	51.74	22.82	199.32	28.5/36	
99140	21L-24/16TL	ROAD RUN'R/DIRT R-4	DW18L	W18L, DW18A	9900	40/2.80	21.00	54.24	23.80	242.00	29.0/37	
99160	14.9-24/12TL	ROAD RUN'R/DIRT R-4	W13	W12	6400	42/2.90	14.90	48.86	22.08	143.00	25.4/32	
<b>Alpha Brand Backhoe Rear R-4 Bias Tires SUP'R TRAK</b>												
98010	16.9-24/12TL	SUPR-TRAKR-4 EASY MOUNT	W15L		6850	36/2.50	16.90	51.52	23.20	168.96	26.0/33	
98020	17.5L-24/12TL	SUPR-TRAKR-4 EASY MOUNT	W15L		6600	38/2.60	17.50	48.84	21.71	167.86	26.5/34	
98030	19.5L-24/12TL	SUPR-TRAKR-4 EASY MOUNT	DW16A	W16L, W15L	5200	30/2.10	19.50	51.74	22.82	217.80	29.5/37	
98040	21L-24/12TL	SUPR-TRAKR-4 EASY MOUNT	DW18L	W18L, DW18A	8550	32/2.20	21.00	54.24	23.80	262.90	29.5/37	



**R-4 TRAK-TOR**



**R-4 ROAD  
RUN'R/DIRT DIG'R**




**R-4 SUP'R**

# ALPHA TIRE SYSTEMS

## Backhoe

Backhoe Front I-3 Tire Specification Sheets Form Spec. ATS2003-1 3-Dec-02 Page 14 of 28

Cat.#	Size/PR/Type	Design	Stand. Rim	Approved Rim	Max. Load lbs	Infl. psi/bar	Unloaded		Loaded	Tire Wt. lbs	Tread Depth
							Infl. Dim. Sect. Width	Overl. II Dia.			
							ins	ins	ins		mm/32NDS
<b>Alpha Brand Backhoe Front I-3 Bias Tires Trak-Tor OUTSIDEWALL</b>											
19540L	10.5/80-18/14TL	I-3 TRAK-TOR IND OSW-L	9.00		3370	70/4.80	11.29	34.71	15.97	92.40	25.4/32
19540R	10.5/80-18/14TL	I-3 TRAK-TOR IND OSW-R	9.00		3370	70/4.80	11.29	34.71	15.97	92.40	25.4/32
19544L	12.5/80-18/16TL	I-3 TRAK-TOR IND OSW-L	9.00		4810	71/4.90	12.63	37.86	17.40	129.80	25.4/32
19544R	12.5/80-18/16TL	I-3 TRAK-TOR IND OSW-R	9.00		4810	71/4.90	12.63	37.86	17.40	129.80	25.4/32
19548L	10-16.5/12TL	I-3 TRAK-TOR IND OSW-L	8.25		5400	90/6.20	10.90	30.43	14.00	72.60	16.51/21
19548R	10-16.5/12TL	I-3 TRAK-TOR IND OSW-R	8.25		5400	90/6.20	10.90	30.43	14.00	72.60	16.51/21
19550L	12-16.5/14TL	I-3 TRAK-TOR IND OSW-L	9.75		7920	110/7.60	12.60	32.73	15.06	81.18	20.32/26
19550R	12-16.5/14TL	I-3 TRAK-TOR IND OSW-R	9.75		7920	110/7.60	12.60	32.73	15.06	81.18	20.32/26



**I-3 TRAK-TOR  
INDUSTRIAL  
OUTSIDEWALL**