



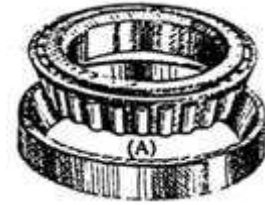
Group 9

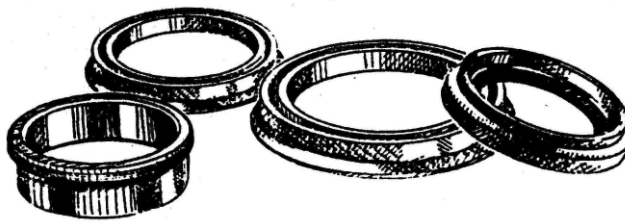
Bearings & Seals



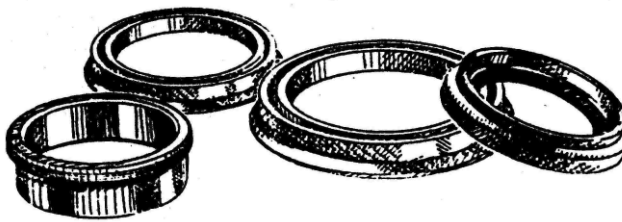
- | | |
|-------------------------------------------------------------------------------|------------------------------------------------------------------------------------------------|
| 5205-2RS Ball brg., double row
sealed both sides | 6207-2RS Ball brg., sealed both sides |
| 5206-2RS Ball brg., double row
sealed both sides | 6208-2RS Ball brg., sealed both sides |
| 6002-2RS Ball brg., sealed both sides | 6209-2RS Ball brg., sealed both sides |
| 6006-2RS Ball brg., sealed both sides | 6210-2RS Ball brg., sealed both sides |
| 6008-2RS Ball brg., sealed both sides | 6210-2RSNR Ball brg., sealed both sides
w/snap ring 2200, 2500, 2700 outer rear axle |
| 6009-2RS Ball brg., sealed both sides | 6211-2RS Ball brg., sealed both sides |
| 6013-2RS Ball brg., sealed both sides | 6212-2RS Ball brg., sealed both sides |
| 6201-2RS Ball brg., sealed both sides | 6304-2RS Ball brg., sealed both sides |
| 6203-2RS Ball brg., sealed both sides | 6305-2RS Ball brg., sealed both sides |
| 6204-2RS Ball brg., sealed both sides | 6306-2RS Ball brg., sealed both sides |
| 6205-2RS Ball brg., sealed both sides | 6307-2RS Ball brg., sealed both sides |
| 6205-2RSNR Ball brg., sealed both sides
w/snap ring for YM 1500 PTO | 6308-2RS Ball brg., sealed both sides |
| 6206-2RS Ball brg., sealed both sides | 6312-2RS Ball brg., sealed both sides |
| 6206-2RSNR Ball brg., sealed both sides
w/snap ring for YM2210 PTO | NJ-207 Cylindrical brg., open both sides
Repl. 24148-002074 |
| | NJ-306E Cylindrical brg.
Repl. 194465-14140 |

- 30205** Bearing & cup, outer front wheel bearing 3000 (A)
Repl. 194145-11910 & 24142-302050
- 30206** Bearing & cup, front axle stub bearing,
YM1500D – Repl. 24141-302060 (A)
- 32006** Bearing & cup, front axle, 1510D (A)
Repl. 24141-320060
- 32007** Bearing & cup, front axle, 1510D (A)
Front drive shaft – 3110D; Inner fit. wheel 3000
Repl. 24141-320070
- 51105** Brg & cup – spindle, 1100D, 1300D, 1301D, 1401D, 1810, 1820, (A)
3110D, F14, F15 Repl. 24520-511050 (old # 194210-14300)
- NB-1191** Bearing, needle, front axle, YM1500D **green** Repl. 191191-14120 (B)
- NB-1412** Bearing, needle – Repl. 194191-14120 (B)
- NB-1510** Bearing, needle, 1510D front knuckle, lower
Repl. 194441-13880 (C)
- NB-3110** Bearing, needle, front spindle, 3110D, 3810D
Repl. 194321-13860 (B)
- NB-4161** Bearing, needle, 3110D trans. main shaft
Repl. 24161-252917 (old # 194320-25290) (C)
- NB-4162** Brg., needle, PTO cover 1500
Repl. 24162-253320 & 194190-25430 (B)
- NB-4190** Bearing, needle, 1500 transmission – Repl. 24162-182412 (B)
(old # 194190-26170)
- NB-4191** Bearing, needle, front axle, YM1500D **red** – Repl. 194191-14190 (C)
- NB-4210** Brg., needle, front spindle, 1100D, 1300D, 1301D, 1401D (C)
Repl. 194210-14260
- NB-4311** Brg., needle, front axle, 1610D, 1820D, 2000D, (C)
2202D, 2210D, 2310D, 2402D Repl. 194311-13880
- NB-4341** Brg., needle, front spindle 155D, 1401D (C)
Repl. 194341-14260
- NB-4440** Brg., needle, upper spindle, front knuckle, 1510D (C)
Repl. 194440-25290
- NB-4441** Brg., needle, lower spindle (**flat bearing**), 1510D
Repl. 194441-13900





OEM part no.	Order number	Application
24421-142507 / 194320-41160	14x25x7TC	Seal, hyd. pump shaft
194210-13841	100x120x12VTF	1300D, 1301D front knuckle seal
194191-13632	105x135x14TC	1500D GREEN front knuckle seal
194151-45810	10x20x7TC	3pt. Valve seal
194191-13130 / 194301-12550	115x140x15TC	1110D, 1500D RED, 1510D front knuckle seal
194311-13760	115x145x13.5TCS	195D, 226D, 240D, 276D, YMG1800D, YMG2000D front knuckle seal
194311-13760	115x145x13.5TCS	220D, 1601D, 1610D, 1700D, 1702D, 1720D, 1802D, 1810D, 1820D, 2000D, 2001D, 2002D, 2202D, 2210D, 2220D, 2301D, 2310D, 2402D, 2420D front knuckle seal
194341-13840	135x165x14SC	165D, 1401D front knuckle seal
24421-203007	20x30x7TC	1110D, 1500D Red top spindle seal
24423-203507 / 194441-13760	20x35x7TC	1510D, 2210D front knuckle seal
24423-203507 / 194200-25240	20x35x7TC	1100, 1300, 1301, 1401 Transmission main shaft seal
24423-203507 / 194441-13760	20x35x7TC	1301D, 1401D, 1500D Green, 1510D pinion seal, frt. axle
194191-13420	22x32x7SC	F14D, F15D, 1500D, 1502D, 1610D, 1700D front axle pivot seal
24423-223508 / 194262-15140	22x35x8TC	1610 power shift pump seal, 1301, 1401, 1502, 1510 strg box seal
194311-13720	25x40x7TC	1610D, 1802D, 1810D, 2000D, 2002D, 2010D, 2210D, 2310D Front axle top knuckle seal
194311-13720	25x40x7TC	195D, 240D, YMG1800D, YMG2000D Top knuckle seal
194341-14340	25x45x8TC	1401D front knuckle seal
194740-55620	26x38x7TC	Steering output shaft seal 1500, 1600, 1700, 1900, 2000, 2200, 2210, 2310, 3000, F17, F X17
194311-13430	30x42x7TC	2210D, 2220D, 2420D, Front axle pivot seal
24421-304508	30x45x8TC	1100D, 1300D, 1301D, 1401D pinion seal, frt. axle
24423-304708 / 1C6081-13470	30x47x8TC	1110D, 1510D pinion, frt. axle, 3110 pwr shift seal
24421-305208	30x52x8TC	220D, 250D, 1502D, 1601D, 1610D, 2220D, 2310D, 2420D drop box seal, RC1200 Gear box input shaft seal
24421-325208 / 194191-13860	32x52x8TC	1500D Green front pinion seal
24421-355211	35x52x11TC	1100, 1401, 1600, 1700, 1900, 2000 front spindle seal
24421-355211	35x52x11TC	1300, 1401, 1600, 1700, 1900, 2000, YM195, 240 front wheel hub seal
194420-24340	35x55x8TC	1610 stub axle seal
24421-355511	35x55x11TC	195, 240, 1700, 1600, 1900, 2000, 2210 pto seal
195100-14251	S-14251	RS1200, RS1300 tiller seal
194197-24370	38x50x8TC	PTO seal F16, F17, F18, 187, 1602
24421-385508 / 194990-52600	38x55x8TC	220, 250, 1610, 1601, 1702, 1720 PTO seal
24421-385511	38x55x11TC	?
194151-39360	38x58x11TC	1500 PTO seal, 1700, 2000 stub axle seal
195040-13320	SC-1500	186, 226, 1500, 1502, 1602, F18, FX18 PTO seal collar
24421-386209	38x62x9TC	1500 green front knuckle seal
24421-405508 / 194191-13681	40x55x8TC	1110, 1510 PTO seal, 1110D stub axle seal
24421-405508 / 194321-28120	40x55x8TC	276D, 1610D, 2001D, 2210D, 2310D 4wd shaft front seal
194158-13790	AS-6831	195D, 1601D, 1610D, 1700D, 1702D, 1720D stub axle seal
24423-406212 / 1A1040-28810	40x62x12TC	1100D, 1300D, 1301D, 1401D 1510D front stub axle seal
194210-14400	AC-4210	165D, 1100D, 1300D, 1301D, 1401D stub axle seal collar
24421-406208 / 195140-13660	40x62x8TC	135, 155, 165, 1100, 1300, 1301, 1401, F14, F15 pto seal



OEM part no.	Order number	Application
24421-406208	40x62x8TC	1110 Rear axle housing seal, 1510 stub axle seal
194130-26350	42x60x9TC	276, 330, 336, YMG1800, 1802, 1810, 1820, YMG2000, 2002, 2010, 2020, 2202, 2220, 2310, 2402, 2420, 2500, 2620, 2700, 3000, 2820, F20, F22, F24, FX24 PTO seal
194130-33461	42x80x9TC	2200, 2500 stub axle seal
194447-13640	AC-1364	Frnt. axle collar 186D, 187D, 1502D, 1602D
194447-13650	44x57x1.5TC	Seal, front axle 186D, 187D, 1502D, 1602D, F13, F14
24423-456209	45x62x9TC	1500D lower side seal (stub axle)
194191-14660	SC-1466	1500D stub axle seal collar
194200-34412	AS-1300	1100, 1300, 1301, 1401, 1602, F14, F15, YM135, 155 rear axle seal
24421-457212 / 194190-32370	45x72x1.2TC 48x72x8TC	1500 brake shaft or stub axle seal Replacement RS1400 seal
194313-13790	50x68x12.5	YMG1800D, 1802D, 1810D, 1820D, YMG2000D, 2002D, 2202D, 2210D, 2310D, 2402D, 276D front side knuckle
194440-32660	AS-1610	1601, 1610, F17, F20 rear axle seal & collar
194150-34360	AC-4150	1500, 1600, 1700, 1900, 2000 rear outer seal collar
24421-557509 / 194150-34370	55x75x9TC	1110, 1500, 1600, 1700, 1900, 2000 rear axle outer seal
194200-34411 / 194310-33450	50x70x1.0TC	2210 Stub axle seal, 1100 rear axle seal
194145-32660	55x78x1.2TC	2610, 3000, 3110, 3810 Brake Stub Axle Seal
194447-14140	AS-4447	F20, 1502, 1510, 1602, 1610, 1702, 1720, 1802, 1810, 1820, 2002, YMG1800, YMG2000 outer rear axle seal
194447-14180	AC-4447	F20, 1502, 1510, 1602, 1610, 1702, 1720, 1802, 1810, 1820, 2002, YMG1800, YMG2000 outer rear axle collar
194447-14140	AS-4447	140D, 147D, 186D, 1502D, F15D, F16D, F17D, F18D Front Stub Axle Seal
194447-14180	AC-4447	140D, 147D, 186D, 1502D, F15D, F16D, F17D, F18D Front Stub Axle Collar
194130-34350	AS-2200	2200, 2500, 2610, 2700 rear axle seal w metal flange
194134-32800	58x80x1.2TC	2500, 2610 rear axle seal
194130-34360	AC-4130	2200, 2500, 2610, 2700 rear axle collar
194321-13930	60x75x6VC	2610D, 3110D, 3810D, 4300D old style dust seal
24421-607509	60x75x9TC	2610D, 3110D, 3810D, 4300D old style seal
194310-34170	AS-3417	2210 rear axle seal collar
24430-608206	60x82x6VC	2210 rear axle dust seal
24421-608209 / 194310-34180	60x82x9TC	2210 outer rear axle seal
194312-32670	AC-4312	2010, 2020, 2202, 2310, 2402 rear axle collar
194312-32660	62x80x1.2TC	2020, 2202, 2310, 2402 rear axle seal
194190-32421	AS-1500	1500 rear axle inner seal
194190-34172	AC-1500	1500 rear axle inner seal collar
194274-13920	64x80x1.3TC	336D w/HD spindle, 2610D front knuckle seal
24430-658805	65x88x0.5TC	336D, 3110D, 4300D front knuckle side dust seal
24423-658812	65x88x1.2TC	336D, 3110D, 4300D front knuckle side seal
194145-34360	SC-4145	2500, 3000, 3110D, 3220, 3810, 4220, FX32, FX42
24421-750013 / 194145-32730	75x100x1.3TC	2500, 3000, 3110D rear axle seal
24430-750007 / 194145-32740	75x100x7TC	2500, 3000, 3110D rear axle dust seal
194321-14170	SC-4321	2610D, 3810D, 336D Front Axle Seal Collar
195081-13770	SS-2423	1400, 1400K, 1500B, 1600, 1600F A gear box seal