

ISR

INTERNATIONAL SNOWMOBILE RACING YEARBOOK 2009 - 2010

HILLCROSS COMPETITION

FORMAT AND CLASSES

The intent of these classes is to establish races in which all can compete at their level of personal and equipment ability. The class structure is organized in such a way as to enable as many snowmobiles as possible a place to successfully compete.

If class rules are not followed, the class name shall not be used and the class shall be run as a specialty class with ISR's prior approval.

HILLCROSS SANCTIONS

1. A Hillcross event is run on a closed course with the starting line at the bottom of a hill and the finish line at the top. Maximum length 1.0 mile.
2. A specified number of competitors will race up the hill to the finish line. The maximum number of competitors allowed on the course at one time will be determined by the Race Director.
3. The course shall be designed to challenge driver skill and machine maneuverability within the established safety guidelines. (See course diagram.) Course incline angle, design, length and width may vary, but must be approved by the Race Director.

HILLCROSS DIVISIONS

Pro
Semi-Pro
Sport
Masters
Women's

STOCK CLASSES

Stock 600 Fan
Stock 440
Stock 500
Stock 600
Stock 700
Stock 800

IMPROVED STOCK CLASSES

Improved Stock 600 Fan
Improved Stock 500
Improved Stock 600
Improved Stock 700
Improved Stock 800
Improved Stock 1000

MODIFIED CLASSES

Modified 500
Modified 600
Modified 700
Modified 800
Modified 1000

SPECIALTY CLASSES

1. Can be any Hillcross event or class that does not fall under sanctions and/or any of the specified divisions or classes, but meets established safety standards, applicable laws and/or approved insurance coverage.

2. All special sanctions and specialty classes must be approved in writing by ISR before competition.
3. NON-TRACTION CLASSES - Any of the above classes may be designated as non-traction classes by the sanctioning body.

DRAG-CROSS SPECIAL SANCTION

1. A Drag-Cross event is run on a straight-line closed course with a marked starting gate and finish line. The course is 500ft. long with 25ft. wide lanes. Each competing snowmobile will run in its own lane. Only one snowmobile allowed per lane.
2. Winter events can be run on ice and snow. Summer events can be run on dirt, grass and/or wood chips.
3. Each lane will feature two tapered jumps at pre-determined intervals. The jumps must be in the first 200 feet of the race track. The remaining 300 feet of the course will be flat. The course shall be designed in such a way that challenges the driver and machine within established safety guidelines.
4. For course layout and safety guidelines, refer to the Drag Racing Course diagram in the Appendix.
5. Snowmobiles in all classes must conform to the General Rules in Hillcross and to the GENERAL RULES AND REGULATIONS.
6. Snowmobiles must conform to the same division and class rules found in Hillcross racing.
7. There may be some variation in classes and rules from region to region. Format and rules will be reviewed annually.

FOUR-STROKE ENGINES

1. In order to be eligible for competition, a four-stroke powered snowmobile must be classified through the ISR four-stroke classification procedure.

NOTE: See Snocross Stock class and Open class rules for 4-stroke limitations.

REGISTRATION-ENTRY REGULATIONS

1. All entry fees must be paid in full before driver can practice or race.
2. Driver may only enter in one division. No driver movement between divisions during the event.
3. Any class event can be eliminated when there are less than two (2) official entries at the close of registration.
4. Entry fees will be regulated on a regional basis.
5. Payback - Payback in sport classes is limited to trophies only. Payback in all other classes will be regulated on a regional basis.
6. Drivers may be assessed a late registration fee.

VERIFICATION & CONTROL

1. Tech Director will select the sleds for mandatory technical inspection. Driver will be notified at the completion of race if he is to report to teardown.
2. Any time during or after the event there may be teardown or inspections to check for technical or safety violations.
3. It is highly recommended that trackside officials, press and observers wear upper body protection.

4. Senior competitor must be at least eighteen (18) years of age. (See Junior Competition Racing for minor aged driver advancement information.)
5. Drivers and their crewmembers must abide by all rules and regulations in the GENERAL RULES AND REGULATIONS chapter of this book.
6. Information about disciplinary action taken against a driver will be forwarded to other racing organizations.
7. PASSING - A driver must always be prepared for another snowmobile to pass and must therefore be on the lookout for other snowmobiles approaching from behind. Drivers will not hinder or obstruct an overtaking vehicle. A slower driver is to move over for the passing snowmobile.
8. DRIVERS RESPONSIBILITY - It is the driver's responsibility to inform the nearest race official of any injured drivers on the racecourse.
9. DRIVER MAY BE DISQUALIFIED FOR:
 - a. Receiving unauthorized assistance.
 - b. Course cutting.
 - c. Failure to stop for Post Race Technical Inspection.
10. DRIVER MAY BE PENALIZED AT START OF RACE FOR THE FOLLOWING:
 - a. Jumping the start.
 - b. Causing a restart.
11. In the event that a driver is separated from his snowmobile and the engine continues to run or the safety disconnect switch fails to function or is not properly fastened/attached to the driver while the engine is running, the driver will be disqualified from the heat in which the infraction occurred.
12. Radio communication between crew and driver not allowed. Individual circuits may allow radio communication to Pro drivers only.

GENERAL SNOWMOBILE RULES

THESE GENERAL RULES APPLY TO ALL CLASSES UNLESS SO NOTED.

ENGINE

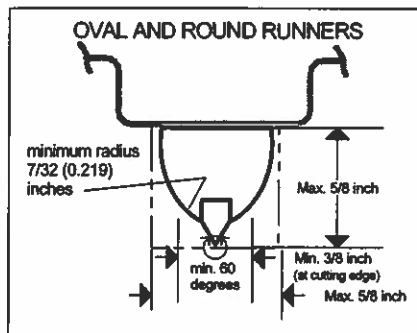
1. In all classes except stock, the following minimum standards for straight-thru silencers are required:
 - a. Inner pipe must have at least 15 holes per square inch. Minimum hole size 1/16 in. (Minimum 3/8 in. sound absorbing material around the entire circumference of inner pipe).
 - b. Inner pipe (perforated core) must contact sound absorbing material.
 - c. Outer pipe must be at least 3/4 in. larger than inner pipe.
 - d. Minimum silencer length 3 in.
2. (Improved Stock and Pro Stock) Exhaust outlet must exit body downward and rearward. (If OEM exhaust exits behind driver, pipe need not go downward). The minimum combined downward, rearward angle is 70° (from centerline of crankshaft). Exhaust pipe must not extend more than 3 in. beyond chassis or body.

DRIVE

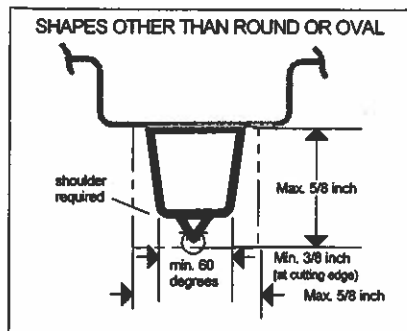
- t. Aluminum and/or carbon brake disks not allowed.

SKI & SKI RUNNER

- t. Aftermarket skis allowed. Skis must be commercially available.
- 2. Minimum ski width is 3 1/2 inch. Main keel and ski runner (cutting edge) must be centered on ski board. Main keel maximum depth is 1 1/2 inch (without ski runner). Other keel(s) maximum depth is 5/8 inch. No sharp edges allowed on ski.
- 3. Skis may be reinforced on the topside only.
- 4. Skis and ski loops must conform to the ski rules in GENERAL RULES AND REGULATIONS section. Skis and ski loops must be intact at the start of each race. In the interest of safety, a driver may be black-flagged if a ski or ski loop is damaged in such a way as to cause a hazard. Ski loop leading edges not one (1) inch in width or not meeting the minimum radius rule must be padded.
- 5. Ski skins allowed.
- 6. Ski runner must be commercially available.
- 7. Only one cutting edge allowed. Minimum cutting angle is 60°. No grinding or modification of host bar or cutting edge allowed.
- 8. Host bar may be any shape that conforms to rules. Except for cutting edge and groove for affixing cutting material, all edges must have a minimum radius or 45° chamfer of 1/16 inch. See illustration.



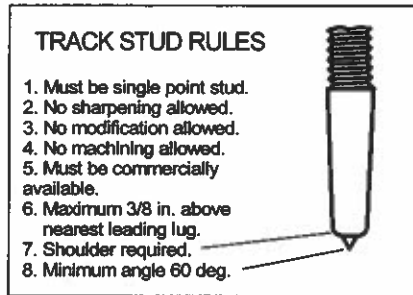
- 9. Shape of host bar and cutting edge must limit penetration to 3/16 inch. Shoulder required adjacent to cutting edge if host bar is not round or oval. Minimum radius of round or oval host bar adjacent to cutting edge is 7/32 (0.219) inch.
- 10. Maximum height and width is 5/8 inch. Minimum width adjacent to cutting edge is 3/8 inch for host bar, which is not oval or round. Ski runner must fit within 5/8 inch square (see illustration).



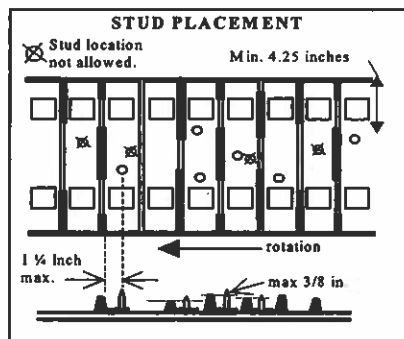
- 11. ISR Rules Committee may determine compliance of a particular product.

TRACK & TRACTION

- 1. Maximum track lug height in all classes is 1.75 inches.
- 2. Regardless of track length, snowmobile is limited to ninety-six (96) sixty (60) degree unsharpened, unmodified single point picks/studs. Studs must conform to illustration below.



- 3. All components of the traction devices must be located in the center of the track between the inside edges of the two slide runners (hyfax) and a minimum of 3.75 inches from the edge of the track (4.25 inches from the outside of the stud itself).
- 4. No grass hooks or paddles allowed.
- 5. Stud backing plate max. size - 2 in. X 2 1/4 in. Backing plates must be commercially available and must not be modified.
- 6. Backing plates may not extend beyond the height of the rib and must rest against the rib. No sharpening (vertically or horizontally) of the backing plate.
- 7. All studs must be directly aligned with a "leading" rubber lug and no more than 1 1/4 inches behind the leading lug. The 3/8 inch maximum penetration measurement will be taken off of the top of the leading lug. The two measurements are taken parallel to the edge of the track and parallel to the flat of the track.
- 8. The stud must be a minimum of 4.25 inches from the edge of the track measured parallel to the surface of the track and from the track edge to the outside edge of the stud shaft.



FRAME AND BODY

- 1. Dulled foot traction devices allowed on the running boards.

- a. ON THE FLAT OF THE RUNNING BOARD - traction devices must be dulled and be no higher than 1/2 inch above the flat of the base of the traction device.
- b. ON TOP OF THE ROLLED EDGE - traction devices must be dulled and be no higher than 1/4 inch above the top of the rolled edge of the running board.
- c. The traction device may extend a maximum of 1/4 inch beyond the side of the rolled edge for the purpose of mounting. There shall be no sharp edges to the side of the rolled edge.
- 2. Running board extensions are not allowed.
- 3. The rear snow flap must be in contact with the course surface when driver is seated.
- 4. The rear snow flap must be constructed of a semi-rigid material such as HD polyethylene or UHMW polyethylene.
- 5. The color orange is not allowed on the snowmobile.
- 6. The driver's number shall be displayed on both sides of the hood in 8 inch high, black numbers on a white background.

IGNITION AND ELECTRICAL

- 1. A functional and operational secondary safety shutoff switch (kill switch) that will terminate ignition is mandatory in all classes. The switch must be located on the right side of the handlebar. The switch may be either the "click-on, click-off" type or the spring-loaded, push and hold type.
- 2. All lenses made from glass must be taped over with transparent tape (no colored tape).
- 3. Data acquisition and data acquisition systems allowed.

STOCK CLASS RULES

In stock and stock based classes, no change or modification is allowed unless specifically allowed by these rules. If these rules do not specifically allow a change or modification, then it must be assumed that the change or modification is not allowed.

GENERAL

- 1. The snowmobile must have original OEM engine, hood, intake, exhaust, frame, suspension, cowl, and drive. Named components must be of the same model and year, or properly filed OEM replacement parts that supercede the original OEM parts.

ENGINE

- 1. All engines will have an OEM tag and/or serial numbers affixed to the engine.
- 2. No component of the engine may be altered changed or enlarged from the manufacturer's original stock specifications, nor may any additional components be added to the engine. Blueprinting is not allowed. No removal of material whatsoever will be allowed. This is to include polishing, port matching, deburring, abrasive blasting or material removal for the purposes of engine balancing or other reasons.

HILLCROSS COMPETITION

3. Maximum cylinder overbore for wear or cylinder repair cannot exceed .020 inch (0.50mm).
 4. Stock OEM for the model pistons only are allowed for replacement.
 5. There will be no more than one cylinder base gasket to a cylinder. No changes in engine dimensions can be made by gasket adjustments.
 6. Rotary valve timing/duration must remain as filed by the manufacturer.
 7. OEM carburetor slide valves and replacement jet options will be allowed without modification.
 8. On snowmobiles with OEM electronic fuel injection, commercially available electronic control modules may be added to the OEM ECU for the purpose of increasing or decreasing fuel delivery only. The added module must be designed to plug directly into the OEM ECU and/or the OEM wire harness without modification.
 9. An adequate return spring on the throttle is required.
 10. Choke mounting location may be moved for driver comfort. Choke system may be disconnected.
 11. No pressure charging allowed.
 12. The engine air intake system is to include any: cowl vents, airbox, noise reducing foam (cowl vents & airbox), carb boots, carburetors, clamps, rotary valves, reed valves, carburetor flanges, and oil injection nozzles that are original OEM equipment for that make and model. No changes or modifications will be allowed to any part of the engine air intake system or mounting locations.
 13. Deep snow cover/foam must remain in place.
 14. Engine must remain in OEM for the model mounting location. Engine mounts must be OEM for the model. No additional engine torque limiters (including torque stops, torque bumpers) allowed.
 15. No pressurization of fuel tanks or lines allowed.
 16. Fuel lines must be protected from damage by other machine components.
 17. No additional engine cooling systems allowed.
 18. Spark plugs do not have to be OEM.
 19. Entire exhaust system must be OEM for the model. No changes or modifications will be allowed to any part of the exhaust system or mounting locations.
- location. Chain tensioner may be changed to any OEM equipment.
10. Track drive axle and sprockets must be OEM for the model. Sprocket diameter may be trued round.
 11. OEM for the model brake system including master cylinder, caliper and disk, must remain as produced by the OEM and must be fully functional. No other brake components may be added.
 12. Brake control handle must remain in OEM location (left, front side of handlebar).

SKI SUSPENSION & STEERING

1. A maximum sled/chassis width will be 43.5 inches measured from one ski carbide cutting edge to the opposite ski carbide edge.
2. Ski suspension must be OEM for the model. Must remain in original mounting locations.
3. Snowmobile must remain stock width and OEM for the model ski stance must be maintained.
4. Swaybar may not be relocated. Swaybars must be OEM for the model, or other swaybar from another stock qualified model within the brand. Sway bar may be disconnected or removed. If disconnected and not removed, all remaining components must be secured so as not to endanger driver or other drivers.
5. Suspension travel may be limited. Minimum remaining suspension travel is 6 inches with rider seated.
6. Reinforcement of components will be allowed by welding or bracing. Structural integrity must be maintained.
7. Spindles may not be shortened.
8. Any spring may be used on the suspension. May be shortened or heated. Springs may be removed and replaced with another type of cushion device.
9. Any shock allowed. Replacement may be shorter than OEM for the model shock, but may not be longer.
10. Handlebars must be intact at the start of each race day. Any commercially available handlebars allowed. May be altered to fit the driver. Open ends must be capped. Handlebars must be padded. Column or post must remain in its OEM position. Grips and controls may be modified.
11. Commercially available handlebar risers, vibration mounts and relocation mounts allowed.
12. Throttle will be operated with a thumb mechanism located on the handlebar to the rear of the machine (no twist grips).

SKIS & SKI RUNNERS

1. Skis may not be interchanged between brands.
2. Maximum ten (10) inch turning material per ski. Turning material must be continuous.

TRACK SUSPENSION

1. Suspension must be OEM for the make and model. Must remain in original mounting location or optional locations drilled, pre-drilled or marked in backing plate by the manufacturer. No substitution of material allowed.

2. Reinforcement of components is allowed by welding or bracing. Structural integrity must be maintained.
3. Rails may not be bent or shortened.
4. Marginal snow wheels may be added or removed from slide rails along with mounting brackets from an OEM wheel kit. Wheel diameters may be trued round.
5. OEM for the model rear axle idler wheels may be added to the rear axle.
6. Slide rail lubrication will not be allowed.
7. Any hyfax allowed.
8. Any shock allowed. Replacement may be shorter than OEM for the model shock, but may not be longer.
9. Any spring allowed. Springs may be removed and replaced with another type of cushion device.
10. Springs may be shortened or heated.

TRACK & TRACTION

1. The track must be OEM for the model.
2. Track must remain as manufactured by the molder of the track. No trimming or shaving of the track. No cleats or partial cleats may be added.
3. Any commercially available guide/track clips may be used. No traction devices may be added to track clips.
4. Tracks may not be reversed.

FRAME & BODY

1. Frame must have OEM tags and/or serial numbers.
2. Reinforcing by welding and/or bracing will be allowed.
3. Removal of any material from total machine by means of heat, acid, drilling, grinding, abrasive blasting, peening, substitution, or total elimination will not be allowed.
4. Access openings will be allowed for component removal or service but closures must be made of original type materials. Vents/scoops must be OEM for the model. Vents may be covered or closed. No additional vents or scoops may be added. Crankcase and/or brake cooling ducts must remain within the confines of the sled and only use existing vents.
5. Hood may not be removed.
6. Windshield must be OEM or equal to an OEM windshield in dimensions and mounted in OEM location as filed. Minimum stock windshield height must be maintained. Must have a safety edging. Windshield may be altered for handlebar movement. Must be intact at the start of each race day.
7. Seat must remain OEM for the model. Padding may be added or subtracted to improve driver comfort and safety. Minimum cushion thickness is five (5) inches, measured without weight on seat. Seat must remain in OEM for the model location. Must be upholstered.
8. Insulation may not be removed.
9. Skid plates may be added for protection of sled bottoms. Skid plates must be securely fastened.
10. A cushion may be added directly under the engine. Must be affixed to the frame. No change in engine location allowed.

DRIVE

1. Clutches must be OEM for the model.
2. Any springs, weights or ramps may be used. No clutch engagement RPM limit.
3. No machining on clutches to accommodate springs and weights.
4. In the primary clutch, metal may be removed but not added to ramps or flyweights.
5. Secondary clutch cams may be cut to any angle. Billet helixes allowed.
6. No overdrive machining.
7. Drive belts do not have to be OEM.
8. Any drive chain and sprockets may be used.
9. Chaincase and cover must be OEM for the model. Must remain in original mounting

- t1. Additional plate material may be added to the tunnel at the suspension mounting holes.
12. It is highly recommended that the sides of the rear tunnel opening be enclosed with comparable tunnel material. The tunnel covering is required to keep a ski or driver's extremities from entering the tunnel area.
- t3. Tunnel protective wear strips may be added, removed or altered.
14. Front and rear bumpers may be added, removed or relocated. Bumpers must not be a safety hazard.
- t5. Fuel tank must be OEM as supplied with the machine or opaque (translucent) as supplied by the OEM manufacturer. The translucent tank must be of equal dimensions and capacity to that supplied by the original OEM manufacturer. OEM fuel tank is the only tank that can be used to supply fuel to the engine.
- t6. Fuel lines must be protected from other machine components.

IGNITION & ELECTRICAL

1. Wiring may be removed.
2. Instrumentation may be added but must not provide a safety hazard. May be disconnected but not removed.
3. Head and taillights must be original OEM equipment. Must remain in original mounting location. Must be operational at the start of the race. Taillight cannot be battery operated.

IMPROVED STOCK RULES

In stock and stock based classes, no change or modification is allowed unless specifically allowed by these rules. If these rules do not specifically allow a change or modification, then it must be assumed that the change or modification is not allowed.

GENERAL

- t. Snowmobile must begin as an ISR stock qualified model. All snowmobiles must comply with GENERAL RULES AND REGULATIONS section.
2. Any alterations allowed in Stock are allowed in Improved Stock.
3. The sled must have original OEM for the model or factory designated replacement engine, frame, suspension, fuel tank and seat.
4. Improved Stock maximum width dimensions are as produced by the manufacturer.

ENGINE

- t. Engine components must be OEM for the model unless otherwise specified. The engine must retain its complete external stock appearance and dimensions.
2. Cylinders must be OEM for the model. Must remain within OEM shell dimensions to include crevices, bulges, etc. No visible external changes allowed. Number of cylinders must be OEM for the model. No external fastening devices allowed to secure or hold cylinders in place.

3. Engine displacement may be increased by cylinder boring to the maximum displacement for any Improved Stock class. If so done, the snowmobile is no longer eligible for smaller displacement classes.
4. Crankshaft and crankcase must be OEM for the model. OEM stroke must be maintained.
5. Cylinder head(s) must be OEM for the model. Billet heads may be used as long as outside appearance is not changed.
6. Engine components allowable for modification or replacement.
 - a. Bearings
 - b. Rods (rod center to center must remain the same)
 - c. Pistons and rings
 - d. Piston Pins
 - e. Gaskets
 - f. Reeds and reed blocks may be changed, (external plate may be thicker) if they do not change the outside dimensions of the cylinder or crankcase. No external modifications allowed to crankcase or cylinder to accommodate reed block change.
7. Airbox may be removed. Air filters may be used. Internal and external modifications may be made to the airbox.
8. Carburetors, flanges and intake manifold must be OEM for the model, and OEM appearing, internal modifications are allowed.
9. Oil pumps may be removed. Oil injector nozzles may be plugged or removed.
10. One additional fuel pump is allowed. No other type of additional fuel delivery system allowed.
11. No superchargers, turbochargers or nitrous systems allowed.
12. Harmonic balancer may not be removed. Any commercially available harmonic balancer may be added. Engine must retain external stock appearance.
13. One additional torque arm allowed; any style.
14. A torque plate is not allowed under engine or under motor mounting plate.
15. Any functionally silenced exhaust allowed. Must exit downward, rearward and extend no more than 3 inches from chassis.

DRIVE

1. Any primary and secondary clutch may be used.
2. Jackshaft may be changed to accommodate a clutch change. Must be like material. Titanium jackshaft not allowed unless OEM for the model. No welding allowed on jackshaft.
3. Track drive axle and chaincase must be OEM for the model.
4. Jackshaft, track drive axle and chaincase must be in OEM for the model position.
5. Complete brake system must remain OEM for the model.
6. Track drive sprockets may be replaced. Drive or chassis modifications to install sprockets not allowed unless specified.

SKI SUSPENSION & STEERING

1. Brake control handle must remain in the OEM location (left, front side of handlebar).
2. Any commercially available handlebar allowed. Mountain bars allowed.
3. Any suspension springs allowed. Spring concept must remain OEM for the model.
4. No modification to steering post allowed.

SKIS & SKI RUNNERS

1. Skis may not be interchanged between brands.

TRACK SUSPENSION

1. Suspension must be OEM for the model. Suspension travel may be limited. Minimum travel is 6 inches vertical travel with driver seated.
2. Track suspension may be located anywhere in the tunnel where the manufacturer has drilled, partially drilled, or marked for mounting holes. Pre-drilled plates may be drilled out to facilitate suspension adjustment. Pre-drilled backing plate holes may not be enlarged or slotted.
3. Slide rail extension plates are allowed. Structural integrity must be maintained. The Race/Tech Director shall have the authority to determine structural integrity.
4. Any suspension springs allowed. Spring concept must remain OEM for the model.

TRACK & TRACTION

1. Any commercially available one-piece molded rubber track is allowed. Modifications to chassis or drive to install track not allowed unless specified.
2. Track must not extend beyond OEM for the model frame.
3. Drilling or cutting of holes through the track is not allowed except to mount traction devices. Maximum hole size 5/16 inch.

FRAME & BODY

1. Any chassis alterations, additions or removals, which alter stock appearance or dimensions are not allowed. Fuel tank and seat must be OEM for the model except as noted in Stock class rules.
2. Tunnel can be repaired but must maintain OEM length.
3. The OEM fuel tank must be the only tank that can be used for fuel supply.
4. Lubricating tanks may not be used as a fuel tank.
5. Removal of any insulation, which alters the outside stock appearance, is not allowed.

IGNITION & ELECTRICAL

1. Ignition must be OEM for the model. CDI unit may be from any stock qualified model within the brand. Flywheel and stator may be modified.
2. Lighting coils must remain in place.
3. Wiring and instrument cables may be removed.
4. Headlight and taillight must be original OEM equipment. Must remain in original mounting location. Must be operational at the start of the race. Taillight cannot be battery operated.

HILLCROSS COMPETITION

- It is allowed to add tachometers, speedometers, or heat gauges. OEM gauges must remain in place and may be disconnected.

MODIFIED CLASS RULES

GENERAL

- Snowmobiles must meet safety guidelines.
- All competing snowmobiles will be individually inspected by race officials for safety and structural integrity.
- Minimum weight of snowmobile (as raced) is 350 pounds.

ENGINE

- Any functionally silenced exhaust allowed. Must exit downward, rearward and extend no more than 3 inches from chassis.

DRIVE

- The clutch cover must be separate from cowl configuration and cover clutches to center of bolt or below. Clutch covers must be .090 inch 6061T6 aluminum or equivalent and be covered with six (6) inch belting. If clutch cover is constructed of .125 inch aluminum, belting is recommended, not required. Snowmobiles with removable side panels may bolt clutch cover to side panel to meet this requirement.

- On snowmobiles that comply, in all respects, with the Stock class rules, the stock belt guard may be used when moving up to Open class.

SKI SUSPENSION & STEERING

- Tuning carbide length unlimited.

TRACK & TRACTION

- Track must be one piece molded and commercially available.
- No minimum track width.
- No track holes larger than 7mm.
- Traction lugs may be trimmed to within 1/4 inch of track rods and fabric. If any lugs in the center portion of the track are trimmed, no traction products allowed on the track. If outer band lugs are trimmed off at a 45 degree angle, track studs may be used according to traction rules.

IGNITION & ELECTRICAL

- Taillight assembly must be from a stock qualified snowmobile. Taillight must be rewired so that the brake light element is on whenever the engine is running (taillight illumination must be equivalent or greater than the brake light element of an 1157 bulb.) Brake light is not required.

COURSE REQUIREMENTS

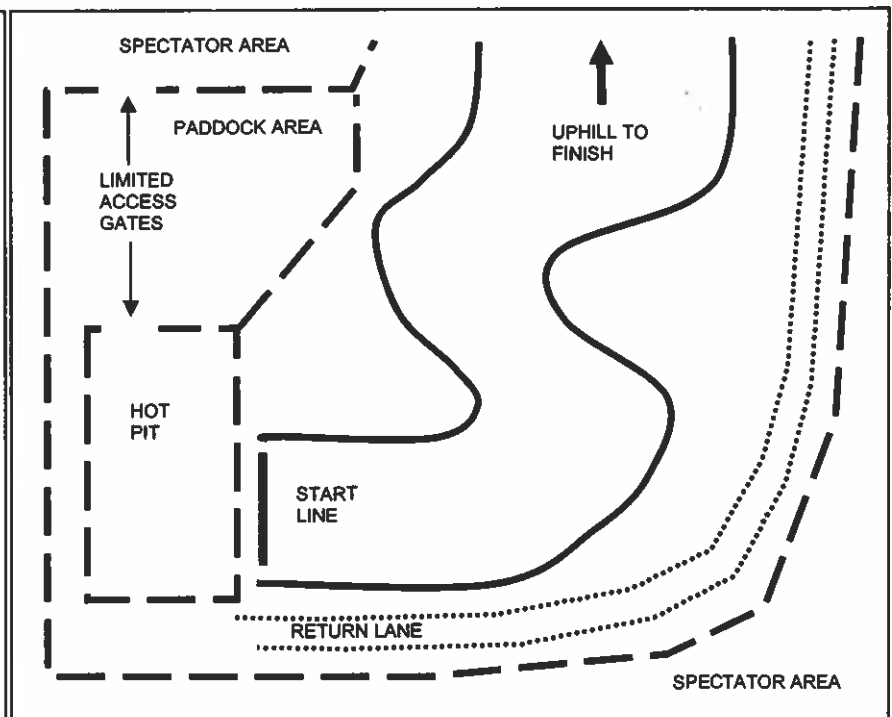
- The course shall be marked adequately and safely.
- Minimum recommended course width is 30 feet.
- The course should include a series of turns at the bottom of the hill with or without bumps and jumps.
- There must be adequate braking area at the top of the hill.
- Barbed wire or unmarked stumps, rocks, or other hazards shall not be found within forty (40) feet of the racecourse.
- The finish line banner must have a minimum ground clearance of ten (10) feet to the bottom of the finish line banner, and twenty five (25) feet between supports.
- The return lane shall be arranged to allow the next race to run while competitors are returning to the pits.
- The course shall be checked before the race can be started and any discrepancies found shall be corrected.
- See course diagram below.

NO EXPRESS OR IMPLIED WARRANTY OR SAFETY SHALL RESULT FROM PUBLICATION OF OR COMPLIANCE WITH THESE RULES AND REGULATIONS. THEY ARE INTENDED AS A GUIDE FOR THE CONDUCT OF THE SPORT AND ARE IN NO WAY A GUARANTEE AGAINST INJURY OR DEATH TO SPECTATORS OR PARTICIPANTS.

RECOMMENDED COURSE LAYOUT

- The start area should be as long and wide as possible.
- The length of starting line must allow enough space for each snowmobile.
- The maximum number of racers on the hill at any given time will be limited by Race Director.
- The first corner should be less than 90°.
- The track should have turns before the uphill to sort out the racers.
- There should be no blind jumps before first turn.
- The maximum incline of hill should be limited to avoid snowmobiles rolling downhill.
- It is recommended that all jumps be "table top" jumps in order to avoid "blind jumps".
- The spectator barrier should be minimum 50 feet from any point on the track. A double barrier system should be used (i.e. Hay bales around the outside edge of the track with a buffer zone between the bales and the spectator fence).

The Race Director should evaluate the layout of the racing facility and make necessary changes.



VERIFICATION AND CONTROL

These GENERAL RULES apply to all types of ISR racing sanctions and all classes unless so noted. All participants, racers and crewmembers are required to be fully aware of these regulations and must abide by them.

The rules for competition are intended only as a guide for the conduct of the sport in a uniform manner from region to region.

Safety rules and guidelines contained herein are of utmost importance. All participants must be concerned with safety and be familiar with these rules and guidelines. However, ISR does not warrant, guarantee or insure safety even if the rules are enforced and/or adhered to. More over, each participant in competition has the responsibility to assess the safety aspects of the facilities and conditions and must assume the risk of competition.

MANDATORY EMERGENCY VEHICLE

1. A properly licensed and equipped emergency vehicle (i.e. rescue vehicle or ambulance) must be at the race site to transport injured persons to an appropriate hospital. Said vehicle will be fully equipped to include items such as oxygen, first aid, bum equipment, splints, backboard and stretcher. This vehicle shall have all emergency equipment.

RULE SUPPLEMENTS

1. Rule supplements, additions or corrections shall be announced in the official publication, magazines or newsletter. Upon such an announcement the rule changes become effective and enforceable.
2. Telephonic race rules conference calls will be followed up with an Information letter to the affected affiliates.
3. After a rules meeting, any request to reconsider a new rule requires a ¾ majority vote of the rules committee to approve a revote. Then, a ¾ majority is also required to change the rule.

CLASS DIVISIONS

1. All class entries will not discriminate on the basis of sex. Any qualified member may participate in the approved classes offered in any sanctioned event.
2. A snowmobile will be allowed to race in its respective displacement, or designated performance class, and any larger displacement or performance class, except as noted in specific sections.

REGISTRATION AND ENTRY

1. WAIVER FORMS ARE MANDATORY FOR ALL PERSONNEL IN SECURED AREAS (paddock, staging and track).
2. Driver must have registered at race headquarters and signed a waiver before any runs are made (practice or racing). No one, except officially entered drivers may ride or practice on any racecourse on the day of the event.
3. No refunds of entry or other fees will be made at sanctioned events after

registration is closed, unless the event is cancelled or rescheduled by a ruling of the Race Director, after which time fees will be returned.

4. Any competitor who pays for race entry or organization membership with a check or credit card is responsible for the payment of all charges should the bank or other institution fail to remit for whatever reason.
5. Drivers who fail to complete payment for entry fees are subject to discipline prescribed by the ISR affiliate. Drivers may be suspended for a period of one year from the date on which the debt is paid.
 - a. If the participant stops payment on check or credit card, participant gives up the right to protest or appeal until full payment is made.
 - b. Participants who pass NSF checks must pay entry and prescribed fees in full before the next race or within 30 days, whichever is sooner.
6. Insurance fees are not refundable.
7. Regional service charges or insurance surcharges are not considered part of entry fee maximums.
8. Gate admission fees for driver and crewmembers will be regulated on a regional basis.
9. The order of events will be regulated on a regional basis.
10. The maximum number of classes a driver can enter per day will be regulated on a regional basis.
11. Any class or event can be eliminated when there are less than two (2) official entries at the close of registration.
12. All participants in events must be fully familiar with the rules and regulations, plus such rules by Race Promoters that may be specifically applied to any event.

DRIVER AND SNOWMOBILE

1. A driver and his snowmobile (chassis and engine) shall be considered a unit and once the class has begun, neither will be substituted. If a driver qualified on a snowmobile, both must be in the same final event of the class and/or event.
2. Engine parts may be replaced during the event, except for the crankcase and crankshaft, which may not be replaced.

SPONSOR IDENTIFICATION

1. Anytime the sanctioning organization or sanctioned event has a sponsorship, all members and promoters must meet sponsorship requirements, as long as drivers' number system is not compromised.
2. Recommended size for any sponsor's required emblem should not exceed sixteen (16) square inches on the front and twenty four (24) square inches on the back of the driver's uniform.

DRIVER IDENTIFICATION

1. There will be an automatic suspension for drivers who race under another driver's number.
2. All drivers will wear their issued bib or a facsimile thereof. Drivers will be required to keep the snowmobile numbers and bib numbers in a legible condition (see illustration).

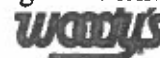


Derby Weekend Begins

Great Northern Sno-X Series



Classic Vintage Weekend presented by



will open "Derby Week" on Friday, January 8th

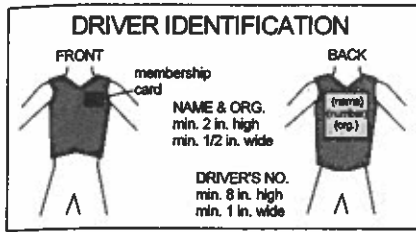
Series Dates & Venues

- Round 1 Jan. 1-2 Lakewood, WI
- Round 2 Jan. 8-9 Weyauwega, WI
- Round 3 Jan. 14-17 Eagle River, WI
- Round 4 TBA
- Round 5 Feb. 5-6 Freemont, WI
- Round 6 Feb. 26-27 Eagle River, WI
- Round 7&8 Mar. 12-14 Eagle River, WI

Eagle River Derby Track

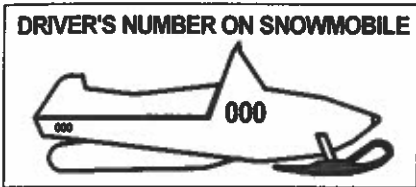
P.O. Box 1447
Eagle River, WI 54521
Phone: 715-479-4424
Fax: 715-479-9711

E-mail: snopros@derbytrack.com
Website: www.derbytrack.com



SNOWMOBILE IDENTIFICATION

1. The driver's assigned competitive number must be displayed on both sides of snowmobile hood. The number must be a minimum of six (6) inches high, 3/4 inches wide and be displayed in contrasting colors. Numbers must also be displayed on both sides of tunnel, minimum four (4) inches high. These numbers must be displayed on the snowmobile in a permanent manner before being allowed to race (see illustration). (See Sno-cross section for applicable Sno-cross rules.)



PRE-RACE SAFETY INSPECTION

1. ANY ENTRY IS SUBJECT TO INSPECTION UPON REQUEST BY THE RACE DIRECTOR OR TECHNICAL DIRECTOR.
2. Pre-race safety inspections are mandatory at all races. Passing a pre-race safety inspection is no guarantee that a snowmobile complies with all rules for the event.
3. Only snowmobiles having passed pre-race inspection will be allowed on the racetrack.
4. All aspects of modification are contingent on safety inspection by the Technical Director. The Technical Director may remove any snowmobile from competition that does not meet safety requirements.
5. Damaged or broken safety equipment (not including tether switch) not detected during a race is not grounds for disqualification after completion of that race unless black-flagged during the race in question.

MANDATORY TEARDOWN

1. Regardless of snowmobile equipment passing prior inspections, compliance with the rules must be made at the post-race inspection.
2. Once a snowmobile has completed registration to race it may be inspected at any time.
3. Tech Director will select the snowmobiles for mandatory teardown and inspection. Drivers will take their snowmobiles directly to Tech after completing the race. The snowmobile must remain in Tech until released by the Tech Director or a designated member of the Tech staff.
4. Driver and/or driver's mechanic will perform teardown to point required by the Technical Director.
5. Any driver not reporting to Tech or refusing teardown will be disqualified.
6. Inspected snowmobiles will not be reassembled by the inspection group.

7. Driver and/or driver's mechanic will be the only two (2) people allowed with the snowmobile in the inspection area.
8. The sanctioning organization assumes no responsibility for impounded snowmobiles.

SEALS

1. Drivers will allow the installation of a seal or seals on the engine and/or body of their racing snowmobiles. To change the seal, mutilate it or try to break it, or re-use it, during the weekend or event where it is installed without the consent of the Race Director, could result in the responsible driver being called before the disciplinary committee for strict discipline. Accidental breakage of the seal must be reported to the Race Director immediately.

PROTESTS

1. All formal protests must be made in writing, by a driver, in competition at the event, from the class in question, on a formal protest form, accompanied by a cash protest fee (protest fee may vary by region or circuit) two hundred and fifty dollars (\$250.00) recommended.
2. When the official protest is made with the fee, the item to be protested must be stated (a general protest will not be accepted), teardown will not be complete until protest is found to be valid or proven unwarranted. If the protest is valid, the fee will be returned to the protester. If the protest is invalid, the fee will be given to the protested snowmobile owner for the inconvenience (to be accomplished before the snowmobiles are released from teardown).
3. There is no need for formal protests in the case of driving infractions during an event. Reports of such alleged infractions should be made to the Race Director, who in turn will request a report from the flagman or assigned official on the course.
4. Race Director has the authority to determine the validity of a protest.
5. No protests will be accepted that refer to a Race/Technical Director's judgement or decision.
6. It shall not be possible to protest or appeal technical inspection equipment, manual /electronic scoring or manual/electronic timing equipment.
7. Protests must be filed within thirty (30) minutes following the completion of the daily event or within thirty minutes following the official announcement of results for the class in question whichever occurs first.
8. Properly filed protests must be addressed by sanctioning body before finalizing class results.

APPEALS

1. Each ISR affiliated racing organization must have a specified APPEALS PROCESS set down and available to racers.
2. A racer may appeal decisions made by race officials, but only in accordance with the procedures set down by the racing organization.
3. If a racer goes through the entire appeals process as set down by the race sanctioning organization and is not satisfied, he/she may appeal to the Rules Committee for the type of racing.

PRIZES AND AWARDS

1. All prizes, awards and paybacks shall be presented to the official winners or their appointed representatives at the close of the event, unless specifically advertised otherwise as to the time and place of awards.
2. Drivers will not be required to attend award banquets, parties, ceremonies, etc., in order to receive prizes, awards or paybacks, although they are encouraged to cooperate as a courtesy to the promoter.

PIT AND PADDOCK/STAGING AREA

1. Reasonable speeds will be observed in the pit and paddock area. All pit areas are caution zones where utmost in driver awareness is required.
2. Hot pit and staging areas are limited to drivers preparing to race and their pit crewmembers. Minimum age for pit crewmembers in these areas is 14 years old. All persons in these areas must have signed a release and waiver for the event.
3. There is no minimum age for people in paddock, pit parking and cold pit areas. It is recommended that people in these areas be required to sign a release and waiver.

TESTING, TUNE-UP, WARM-UP & PRACTICE

1. It is highly recommended that testing areas (separate from the racetrack) not be used.
2. Testing of the engine and/or snowmobile must be done in a designated area only. Driver must consult with Race Director to determine proper testing areas at each event.
3. Testing area must be a suitable course or area, completely free of obstructions, which provides adequate and safe run-off areas so competitor may slow down and exit safely.
4. Fences or squared off banks shall not be permitted at the end of the testing area.
5. Officials must provide proper supervision of the testing areas as well as adequate crowd control to prevent spectators or other persons from moving onto the area.

SUPPORT VEHICLES

1. No unauthorized motorized vehicles will be allowed in the pit or staging area. Snowmobiles have to return under their own power. Only disabled snowmobiles may be towed from the track.

TEMPORARY SHELTERS

1. Competitors shall not utilize temporary shelters such as tents, sunshades or other structures made from flammable materials. Such equipment shall have proof of flame resistance testing affixed for inspection by race officials.

ANIMALS

1. No aggressive animals will be allowed at the race site.

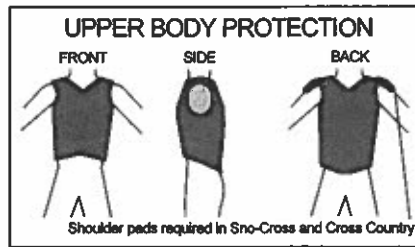
DRIVER PROTECTIVE EQUIPMENT

It is the responsibility of the racer to select protective equipment that will conform to

GENERAL RULES AND REGULATIONS

ISR guidelines and provide adequate protection. Even though race rules committees and ISR develop guidelines, ISR does not endorse or guarantee specific products or manufacturers of protective equipment. Racers must rely on their own judgment in the selection of helmets and other apparel for protection and durability.

1. Regardless of driver apparel passing prior inspections, compliance with the rules must be made at post-race inspections.
2. Full coverage helmets are mandatory. Helmets will be full protective coverage and carry the 2005 Snell Foundation Approval Code. Helmets carrying European Standard ECE 22.05 are also approved. This is also mandatory in the tune-up area. The helmet must be securely fastened at all times.
3. (Oval, Cross Country, Enduro) It is mandatory that the driver's helmet must be a minimum of seventy five percent (75%) international or blaze orange.
4. (Sno-Cross): The helmet must be predominantly blaze or international orange in color. More than 50% of its entire outer surface including the visor must be orange. A template measuring 2 inches by 3 inches placed anywhere on the helmet must contact orange color. On a typical snocross helmet there should be at least 144 square inches (12 X 12 inches) of orange.
5. At least one hundred forty four (144) square inches of visible area on both the driver's front and back will be international or blaze orange in color at all Pro and Masters Oval races and all classes at Sno-Cross races and is strongly recommended in all other events and classes.
6. Gloves and clothing, along with at least above ankle leather boots are mandatory (above ankle boot must have a minimum of 6 inches of leather above the ankle).
7. Eye protection mandatory; facemasks may be required at the starting line at the discretion of the Race Director. If corrective lenses are required to drive a motor vehicle, the driver will also be required to wear them when racing.
8. Hearing protection is mandatory in all non-stock classes in all types of competition. Recommended for all stock class competition.
9. The use of upper body protection equipment is mandatory, except for enclosed cockpits. The upper body protection must cover all body areas shown in illustration. It will protect the driver in mid-body and back areas and be capable of resisting penetration and dissipating force of impacts while absorbing the shock of most blows. Typical motocross vests do not meet this rule.
10. (Cross Country / Sno Cross) Shoulder pads must be added to upper body protection (see illustration).
11. Shin and knee guards are mandatory. Shin and knee guards will be worn on both legs. The shin guard must extend from the instep to above the kneecap and be constructed of an impenetrable material.



12. Elbow pads are highly recommended in all forms of racing.
13. Neck bracing recommended in all forms of racing.

GENERAL COMPETITION

FLAG RULES

1. There shall be a meeting between the flagman and corner flagmen prior to the start of a race so there is a definite understanding concerning the use of the corner flags.
2. Any competitor who does not obey the following rules will be subject to disqualification and/or fine.

GREEN FLAG

1. Start of race or signifies course is clear and race is in progress.

YELLOW FLAG

1. (OVAL) Track corners: signifies there is an additional safety hazard on the track.
2. (SNO-CROSS) A yellow flag indicates an accident or other incident, which may include obstruction of the racetrack.
 - a. Yellow flag zone is that portion of the track from the first yellow flag to a point past the entire incident.
 - b. Drivers must slow down and observe caution while in the yellow flag zone.
 - c. No passing allowed in a yellow flag zone.
 - d. Racing may be resumed after leaving the yellow flag zone.
3. (ENDURO) Flag signifies that there is an additional safety hazard on the racetrack. When a yellow flag comes out, the entire track will be put on yellow. Snowmobiles will form a single line. No racing. Starting Line - The yellow flag signifies caution. After the yellow flag is displayed, competitors must slow down, hold positions and do not pass until the green flag is again displayed or the red flag is given automatically stopping the race. All laps under the yellow flag will be scored as part of the race. All snowmobiles entering the track during yellow must blend into traffic at nearest opening. Under no circumstances is passing permitted under the yellow flag. Team violating this rule will be subject to disqualification, fine and/or loss of laps. When the yellow flag is displayed, all snowmobiles will slow down to thirty five (35) mph.

RED FLAG

1. The red flag means the race will stop immediately regardless of position of snowmobiles on the track. The red flag will be used if, in the opinion of the Race Director or Chief Starter, the track is

unsafe to continue the race. Snowmobiles should be brought to the starting line if possible, using extreme caution. Snowmobiles must not leave the track proper unless directed to do so by the Race Director. (Enduro) While the red flag is displayed, no work or refueling allowed on snowmobiles including those in the pits. Drivers are not to receive assistance of any kind. (SnowCross) Upon seeing the red flag drivers are to stop and then proceed with caution to the starting area.

2. Normal pit activity resumes after the field begins moving in preparation for restart.

BLACK FLAG

- t. On closed course races, should a vital snowmobile component such as clutch guards, hoods, mud flaps, or ski become dislodged or discarded, the starter will display the black flag to the involved driver immediately. A rolled black flag is a warning to a driver that he/she may have an equipment failure or that he/she may have committed a driving infraction.
2. (Oval) Consultation flag-leave course immediately and report to the Race Director. (Snowcross) report to starter. This does not necessarily mean disqualification; however, failure to obey the black flag could result in disqualification, suspension or fine. The black flag will have a one (1) inch wide white border and a one (1) inch wide white cross through the center of the flag. On closed course races, should a vital snowmobile component such as clutch guards, hoods, mud flaps, or ski become dislodged or discarded, the starter must display the black flag to the involved driver immediately.
 3. (Sno-Cross) During a race if a driver is shown a furied black flag the driver must: Stop on the next lap at the start/finish line to consult with the flagman. Driver should stop on the inside of the track in a safe manner, close to the flagman. Driver may be allowed to re-enter the race at the discretion of the flagman.
 4. (Enduro) Consultation flag - leave course immediately and report to the Race Director. Failure to obey the black flag after running two (2) laps under the black flag loss of laps will result.

WHITE FLAG

1. When displayed, drivers have started their last lap.
2. WHITE FLAG- (Oval) White Flag shall have a green two (2) inch border around it.

CHECKERED FLAG

1. When the checkered flag is displayed, it means the race is complete.

BLUE FLAG WITH YELLOW DIAGONAL

1. (Oval - Sno-Cross) For passing-flag will be displayed to snowmobiles being lapped.

SIGNAL LIGHT RULES

1. Sanctioning bodies, which employ signal lights, must inform competitors of their signal light protocol before the start of the event. When light signals are used instead of flags, all competitors must be made aware of signal light procedures prior to the race.

2. Competitors must obey signal lights.
3. The following signals apply to OVAL, ENDURO and other specified closed course races:
 - a. GREEN LIGHT-Start of race.
 - b. YELLOW LIGHT-Caution
 - c. RED LIGHT- Stop snowmobile. At the direction of the Race Director, return cautiously to the starting line.
4. The following signal lights apply to DRAG racing:
 - a. PRE-STAGE/STAGE-Flashing or non-flashing means stage snowmobiles, be ready to race.
 - b. YELLOW LIGHT- Staged and ready to race.
 - c. GREEN LIGHT- Start of race
 - d. RED LIGHT-Driver has left the line before green light.

TIMING

1. It is the driver's responsibility to see that his snowmobile triggers the scoring system properly.
2. Starting and finishing lights must be of a uniform height.

RACE STARTING PROCEDURES

1. All drivers must be assembled on the starting line, ready to race within two (2) minutes of notification of their race (except special events).
2. Another method may be: Pre-entry competitors will draw for start position in respective class first. Race day entries will draw for position behind pre-entry drivers at the time of sign-up.
3. Snowmobiles may be pushed to the starting line.
4. All participants (including crewmembers entering the start line area, are required to wear eye protection or safety glasses.
5. Snowmobiles must be placed on an approved stand for warm-up and/ or for clearing the track. See CLEANOUT/SAFETY STANDS in this chapter.
6. All snowmobiles on the starting line must have the track and both skis flat on the course surface, before starter begins the race.
7. All snowmobiles will be started from a standing position, in a line abreast (unless stated otherwise).
8. The driver's feet must be on the running boards or stirrups. The Race Director may disqualify a driver if the driver's method of start interferes with other contestants.

START

1. On a false start a racer will be penalized by the Chief Starter, Race Director or Flagman.
2. There shall be no change of drivers at any time without notification to the Race Director (except special events).
3. Events that take place under natural lighting will be terminated thirty (30) minutes after published sunset. This rule must be strictly enforced. Furthermore, this rule assumes that there are no other visibility issues other than sunset. If visibility is reduced beyond the prescribed limit by other factors, racing must be halted before the prescribed time.
4. Any conditions that reduce visibility (prior to 30 minutes after sunset) must be

considered before continuing to race. Other conditions include (but not limited to) snow dust, ice dust, fog, haze, clouds, mist, falling snow, falling rain, and smoke.

5. It is the Race Director's responsibility to discontinue racing if the visibility falls below the prescribed level at any time during the day.

INJURED DRIVERS / DAMAGED SNOWMOBILE

1. An injured or otherwise incapacitated driver or damaged snowmobile shall be prohibited from racing with exception that if in the Race Director's judgement the driver or snowmobile is determined not to be a danger to driver's self or any other competitor. The Race Director's decision is final.

RACE RESTART PROCEDURE

1. The Race Director may have a restart at his discretion. Race Director's decision is final.
2. In the event of an accident involving one (1) or more snowmobiles, the Tech Director may at his sole discretion rule said snowmobile(s) mechanically unsafe to participate in the restart. These snowmobile(s) must be fully safety inspected and approved by the Race/Tech Director before further competition will be permitted.
3. (Oval - Sno-Cross) All snowmobiles will be stopped under the red flag. The flagman will notify drivers when to move snowmobiles and he will have them proceed slowly to the point of restart. If only one (1) lap, or less, has been raced, the order of snowmobiles for the restart will be the same as the beginning of the race (with the following exceptions):
 4. Any snowmobile causing the stop of a race and a subsequent restart will be placed to the rear of the restart sequence.
 5. Any snowmobile unable to immediately return to the starting line will be placed to the rear of the restart sequence.
 6. After more than one (1) lap has been raced, the restart position of the snowmobiles reverts to the last officially counted lap.
 7. Snowmobiles will be restarted in a staggered line.
 8. With the Race Director's permission, only one (1) crewmember (per snowmobile) will be allowed on the track in the event the competitor cannot start his/her snowmobile alone. No mechanical work can be performed by the crewmember.
 9. Drivers and snowmobiles must be on the starting line within two (2) minutes of restart notification.

LEAVING THE COURSE

1. Drivers should stay on the confines of the marked course. At the discretion of the Race Director, a driver may be disqualified for leaving the confines of the course.
2. (Oval - Sno-Cross - Cross Country) Drivers may not stop on the racecourse. If mechanical problems or other factors require stopping, driver will comply with rules for the specific event as prescribed by the officials before the event.

CONTROL OF SNOWMOBILE DURING RACE

1. It is expressly forbidden to drive or push a

snowmobile in a direction other than that of normal race traffic. A driver who has spun out is permitted to turn snowmobile around to continue the event provided such action is taken only when the course is clear.

BLOCKING AND FOOLISH DRIVING

1. The deliberate blocking of a faster snowmobile is cause for disqualification at the discretion of the Race Director.
2. Bumping or cutting of lanes is cause for penalty or disqualification at the discretion of the Race Director. Any dangerous or foolish driving, bumping crowding, chopping or unsportsmanlike conduct on the course, in the pit area, or anywhere else on the race grounds will subject contestant to disqualification at the discretion of the Race Director.

OBSTRUCTION

1. (Oval, Sno-Cross, Cross Country, Enduro) If for any reason a driver is forced to stop on or near the course during an event, it would be the driver's first duty to remove the snowmobile from the track so as not to endanger or obstruct other drivers.

RACE FINISH

1. The finish line will be clearly marked.
2. (Except for Speed Run) A driver whose snowmobile is disabled before driver reaches the finish line may be pushed or pulled by driver's own unaided muscular energy across the finish line and will be considered to have completed the race. A competitor is said to have finished the race when driver is in contact with the snowmobile and any part of the snowmobile crosses the finish line.
3. (Oval -Sno-Cross) All laps must be completed by first (1st) place snowmobile to declare a finish. All competitors will be given a finish position per number of laps completed. Any drivers that do not complete the checkered flag lap will be scored in order of finish and laps completed. Appropriate points and prize money will be awarded based upon published formulas.

SIGNALS

1. A driver who has spun off or stalled must raise both hands over driver's head to indicate that no more movement will be made until the field has passed and to indicate no injury.

DRIVERS BRIEFING

1. The mandatory meeting (or meetings) will be held at an announced time and place. It will be conducted by the Race Director and Race Promoter. Descriptions of the course, flags, etc. will be made. An interpreter should be used when needed. Pins, stamps, tags, etc. may be used to check the identity of drivers at the briefing.

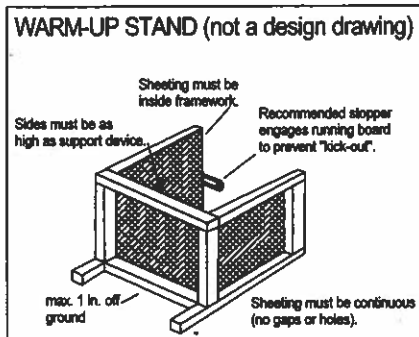
RADIOS

1. There will be no independent radio transmission on sanctioning body's radio frequency.
2. Unless otherwise stated, radio communication between crew and driver not allowed while driver is on the course. See specific sections for details.

GENERAL RULES AND REGULATIONS

CLEAN OUT / SAFETY STANDS

1. Snowmobile safety stands that catch and retain track, track lugs, traction components and other items that are thrown by a track are mandatory (see illustration).



2. The stand must be no more than six (6) inches from the rear of the tunnel opening and no more than twelve (12) inches from the track. The safety stand will be constructed of metal equivalent to 6061/T6 aluminum, 1/8 inch thick. Side panels are mandatory and they must extend at least to the center of the rear axle. The sides and back must be secured inside the framework. Vertical coverage must be no more than one (1) inch off the ice and as high as the snowmobile support device. Coverage must be continuous (no lightening holes). A plywood liner is recommended to help absorb impact. Safety stand must maintain sufficient height to prevent track coming into contact with ground/ice surface. The stand must be used whenever the rear of a snowmobile is raised to clean out the engine or track.
3. (Drag Racing) Clean out will only be allowed at specified backboards. The snowmobile must be placed on a safety stand and the safety stand must be against the clean-out backboard. Backboard minimum requirements are eight (8) feet tall, four (4) feet horizontal space for each snowmobile. Backboards must be sheeted with 3/4 inch plywood (no chipboard). Additional clean out boards may be placed in the paddock area.
4. No full throttle operation while snowmobile is on warm up stand (recommendation).

MISUSE OF PIT PASSES

1. Improper usage of pit or paddock passes will be grounds for discipline.

FIRE EXTINGUISHER

1. Fire extinguishers must be available in pit, paddock/staging and starting line areas. Fire extinguisher minimum size will be five (5) pounds with ABC fire extinguishing capabilities. Fire extinguishers will be in place before the start of the race.

GENERAL SNOWMOBILE RULES

These GENERAL RULES apply to all snowmobiles in competition unless so noted. All participants, racers and

crewmembers are required to be fully aware of these regulations and must abide by them.

Participants are solely responsible for the condition of their snowmobiles and their competence to operate them.

Where the rules permit or require components or equipment to be installed, replaced, altered, modified or fabricated, it is the sole responsibility of the driver to select components, materials and/or fabricate the same so that the components will perform safely in competition.

CLASS ELIGIBILITY & SNOWMOBILE ID

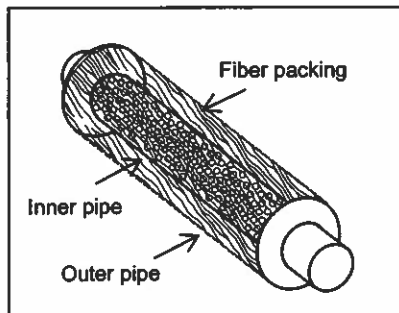
1. Unless otherwise specified in specific ISR rules, a snowmobile used in more than one class or division must comply with all rules and safety guidelines for each class or division in which it competes.
2. In stock and stock-based classes, the chassis and engine must have been originally OEM assembled and serial numbered indicating that the snowmobile is a stock qualified unit from the production run of a stock qualified model.
3. All snowmobiles in Modified and Open classes must have serial numbers permanently affixed to the engine and the frame. Duplication of serial numbers is not allowed.
4. If the tunnel, engine or other serial numbered part is replaced, the serial number must be removed from the replaced part and affixed to the new part.

MATERIAL SUBSTITUTION/UPGRADE

1. (Speed Run / Oval) Aluminum to magnesium, aluminum to titanium, steel to steel (steel includes chromoly steel).
2. (Speed Run / Oval) Round is round. Square is square.

ENGINE

1. ISR and/or the Race Rules Committees will approve the validity of all engine intake systems.
2. In stock and stock-based classes, the engine must have originated from a stock qualified, OEM produced snowmobile.
3. In Stock classes, the OEM for the model exhaust system must remain as produced by the manufacturer and must be fully functional.



4. In modified drag racing and some other types of racing, the following minimum standards for straight-thru silencers are required:
 - a. Inner pipe must have at least 15 holes per square inch. Minimum hole size 1/16 in. (Minimum 3/8 in. sound

absorbing material around the entire circumference of inner pipe).

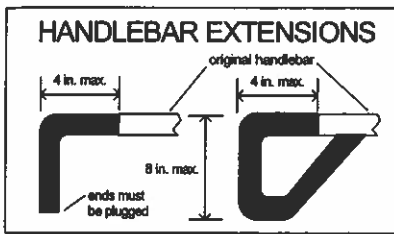
- b. Inner pipe (perforated core) must contact sound absorbing material (fiber or steel wool packing).
 - c. Outer pipe must be at least 3/4 in. larger than inner pipe.
 - d. Minimum silencer length 3 in.
5. OEM carburetor slide valves and replacement jet components without modification will be allowed in all Stock classes. No modification to carburetor body will be allowed.
 6. An adequate return spring on the throttle is required.
 7. The throttle must be a direct mechanical thumb mechanism, which must be located on the rear side (toward the rear of the snowmobile) of the right-hand handlebar. Throttle must be thumb operated. Twist grip throttles not allowed.
 8. No pressure charging allowed unless specified.
 9. All Stock classes - Choke control devices may be disconnected; however, they may not be removed from their mounting location.
 10. When superchargers are allowed, a supercharger restraint system, including a flexible blanket shield, is required to prevent superchargers from being blown free of the engine.

DRIVE

1. Brakes shall be operative at all times. Brake lever must remain on the left, front side of handlebar.
2. The master cylinder, callper and disk assembly must be commercially available.
3. Additional brake assemblies may be added. If the secondary brake is on the track drive shaft, the disk may be smaller than 7". Brake disk in any other location must be a minimum of seven (7) inches in diameter. Track drive shaft may be lengthened to accommodate additional brakes.
4. In Modified and Open classes, or anytime the brake assembly has been modified or relocated, the brake disk must be covered with a shield capable of retaining an accidental explosion.
5. The disk pad contact surface area may not be reduced more than 15% of the original pad contact surface area.
6. Chains, pulleys and exposed moving parts will be isolated from the driver and other competitors by shields capable of retaining all accidental explosions and component impacts. Integrity of protective shields shall be at the Race and/or Tech Director's discretion. No holes may be drilled in protective shields.
7. Unless otherwise specified, stock class belt guards are acceptable in Stock classes only.
8. Secondary clutch windage plates may be removed in all classes. Windage plates may not be added in Stock based classes unless OEM for the model.

SKI SUSPENSION AND STEERING

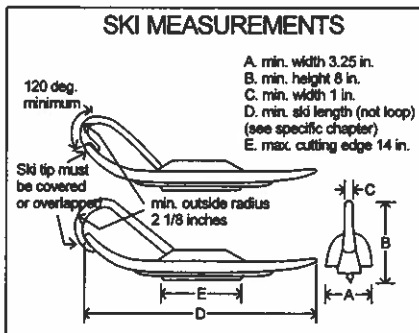
1. Handlebar extensions are allowed in some classes in some forms of racing. They must conform to the illustration below.



2. All handlebar ends must be plugged.
3. Only steel suspension springs allowed unless otherwise specified.
4. At safety inspection, ski suspension travel will be measured vertically at the front bumper.

SKIS & SKI RUNNERS

1. Except where otherwise specified, one cutting edge (steering edge) allowed per ski on snowmobiles with independent front suspension. Any ski edge with over 1/2 inch turndown constitutes a cutting edge.
2. A maximum of fourteen (14) inches total length of carbide per ski is allowed (unless otherwise specified in specific chapters).
3. All ski loops must be at least one (1) inch wide and 5/8 inch thick or 1 inch diameter round material. The arc of the leading edge of the ski loop must have an outside radius of at least 2 1/8 inches and extend at least 120 degrees upward (see illustration). Plastic ski loops must be affixed with steel bolts.



4. The ski loop must overlap the end of the ski and secure to the under side or it must cover the leading edge of the ski entirely.
5. Metal ski loops must be affixed with steel bolts and not welded (Oval-minimum two fasteners).
6. Metal ski loops must have adequate lateral or vertical support bracing to prevent ski tip loops from dislodging or breaking off.

METAL SKI LOOP REINFORCEMENT

typical reinforcement of metal ski loop



7. Beam breaker surface for electronic timing must be confined within the ski loop (unpolished, flat black).
8. (Oval, Enduro, Ice Lemans, Sno-Cross, Drag) Ski tip (not including the loop) must be turned up 1.5 inch from the bottom of the ski (not including the keel(s) or ski runner).

9. No part of the ski may contact the body or suspension through the ski's normal range of travel and/or movement.

TRACK SUSPENSION

1. Any OEM type slide rail hyfax may be used as a replacement.
2. Slide rail hyfax can be drilled in all classes.
3. Where allowed in these rules and by local environmental laws, slide rail lubrication systems may be used. No lubrication medium will be allowed that hampers competitor's visibility. No toxic solutions may be used.
4. (Hillclimb Cross Country - Sno-Cross - Drag) Slide rail lubrication systems are not allowed. Slide rail Inserts may be added.
5. Only steel suspension springs allowed unless otherwise specified.
6. At safety inspection, track suspension travel will be measured vertically at the rear bumper.

TRACK & TRACTION

1. Track dimension rules are specified in each chapter. A 1/8 inch maximum variance in the minimum track width requirement is allowed. No cutting, notching or trimming of the track is allowed, except as noted in specific sections. No cleated tracks allowed.
2. Unless otherwise indicated, the track must be centered on the centerline of the tunnel in all modified classes. In Stock and Stock-based classes, the track location must be as produced unless otherwise specified.
3. In all forms and classes of racing, track clips and guide clips may be replaced when worn - guide clips may be removed and replaced with track clips - track clips may be removed and replaced with guide clips - the track must retain the original number of clips with which it was produced.
4. In all forms of racing, there are traction device limitations, see specific chapters for details (see Appendix for traction device measurement details).
5. Identification numbers affixed or molded into tracks by the molder of the track must remain completely visible and unmodified. No traction device or other item may be installed over the identification numbers on the track. Identification numbers include model number, serial number and/or any other information applied to the track by the molder.
6. Tracks may not be reversed.

FRAME & BODY

1. A rear snow flap of sufficient material must be installed in a permanent manner and shall be held down (restrained from rearward movement) so as to restrain traction components, snow, mud, rocks and other material thrown from the track at all speeds. Recommended materials are 3/16 inch fiber reinforced rubber belting or 3/16 inch semi-rigid plastic such as HD polyethylene or UHMW polyethylene.
2. The snow flap must overlap the widest part of the rear tunnel opening by at least one inch on each side.
3. The rearward movement of the snow flap must be restrained with steel cable (or

similar material) to the frame of the snowmobile. The use of springs and/or elastic material for holding down and restraining snow flaps is not acceptable.

4. The snow flap must be in contact with the course surface when the rider is on the snowmobile. Violation of this rule results in mandatory expulsion from the class.
5. The snow flap on the twin track snowmobile must be reinforced to keep it in proper placement at racing speeds. Two (2) separate flaps may be used on twin track snowmobiles.
6. Material used in/as wheelie bars will not be considered a snow flap.
7. The maximum overall snowmobile width is 45 inches unless otherwise stated.
8. Except for Speed Runs and Hillclimb Modified and some Modified classes in drag racing, maximum snowmobile length is 120 inches.
9. Where specifically allowed, foot stirrups/foot pegs may be installed. Must be constructed of rigid materials.
10. All snowmobiles will be equipped with an upholstered, padded seat minimum thickness one (1) inch, minimum length twenty four (24) inches and width of the tunnel.
11. Unless otherwise stated, seats in Stock class must be OEM for the model.
12. Unless otherwise specified, tunnel protective strips may be added to underside of tunnel to protect the tunnel and cooling system from being damaged by traction products.
13. If a braking parachute is required, it must have been produced by a recognized manufacturer. Tech inspectors may observe the operation of the parachute and inspect for worn or frayed lines, ripped or dirty canopies and worn or ragged pilot chutes. Parachute cable housings must be mounted solidly to the frame or other suitable member; the use of quick pins for parachute mounting is prohibited. The parachute must be mounted in a manner that does not render it inoperative if the snowmobile should lose a track or part of the snowmobile (specifically, mounted above the snow flap and rear of the tunnel). The parachute controls will be mounted so they are accessible to the participant in a normal driving position and be tethered to the participant with a 1/8" thick nylon cord, a maximum of five (5) feet long. The cord may not hang in a manner that allows it to be caught in any rotating component.
14. Snowmobiles used in competition may be painted any color with the following exception: In Sno-cross, Cross Country, Ice Lemans, Enduro and Oval racing, the color orange may not be used.

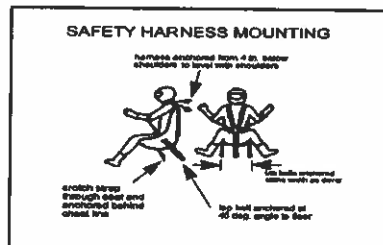
ENCLOSED COCKPIT FRAME & BODY

1. On enclosed/confined cockpit snowmobiles, full firewalls shall separate the driver from the engine and fuel tank. Material must be eighteen (18) gauge steel minimum or its equivalent.
2. A quick release shoulder harness (aircraft-type) is mandatory on all enclosed cockpit snowmobiles. All safety belts/shoulder harness installations must be mutually

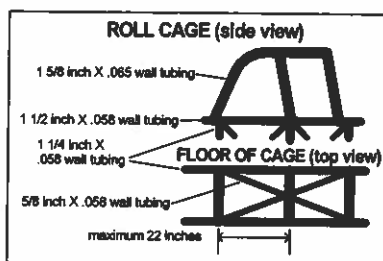
GENERAL RULES AND REGULATIONS

compatible (originally designed to be used with each other). Installations not allowed where the harness is sewn, fastened or where the safety belt is fed through the loops in the harness. For harness installations see illustration. Only those units that release all four (or five) attach points in one motion are allowed. Shoulder harnesses must be securely mounted to the frame, cross member, or suitable reinforced mounting, and installed to limit driver's body travel both upward and forward.

3. Quick release arm restraints are mandatory.
4. Under no circumstances are bolts to be inserted through belt webbing for mounting.



5. It is recommended that all belts and harnesses be covered with fireproof material.
6. An abrasion plate is mandatory on seat belts where they are wrapped around the frame and would be exposed to rubbing on the track or by a rotating component.
7. All enclosed cockpit snowmobiles must be equipped with a regulation on board fire extinguisher and must be manually controlled. The system must be halon 1301 or 1211 and mounted per manufacturer's specifications with the primary nozzle(s) directed to protect the participant while in the driving position. Minimum extinguisher size is 5 pounds.
8. Fuel tanks must have a pressure cap and be vented to the outside of the body or



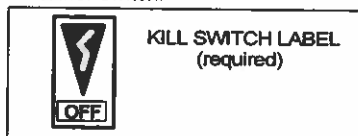
- have built in check valve.
9. All roll cage structure must be designed to protect the participants from any angle, three hundred sixty (360) degrees. All welding must be done by approved heliarc process. Flush grinding welds not permitted. It is recommended that all cage welds be gusseted. Must have a roll bar six (6) inches above drivers head (see illustration).

IGNITION & ELECTRICAL

1. All snowmobiles must be equipped with a tether switch that must be attached to the operator and be operable at all times. The switch must "kill" the engine by disconnecting the ignition system when the operator

and the snowmobile become separated. It is the responsibility of the driver to make certain that the tether is attached to everyone who starts the engine or operates the snowmobile.

2. Maximum tether cord length will be 5 feet except where noted otherwise. Verification of tether cord length will be determined at tether cord's fully extended length.
3. The tether cord will be securely fastened to the driver. No alligator clips allowed.
4. The tether switch will be securely mounted in a location on the snowmobile other than on the handlebars or steering column.
5. Battery operated electric fuel pumps must be connected to the tether switch. This includes electrically controlled fuel injection systems.
6. (Drags, Speed Run, Sno-cross) All snowmobiles must have a handlebar mounted button (on/off) kill switch on the right side within thumb reach (this is in addition to your tether switch).
7. Wet cell must be enclosed in a non-conductive battery box. Positive terminal must be shielded. Battery box must be securely held in place.
8. On snowmobiles with enclosed cockpits it is mandatory to have a functional kill switch that will terminate ignition if the snowmobile rolls over, this is in addition to the tether switch.



9. Unless otherwise specified, electric start parts including motor, solenoid, battery, battery bracket, wiring, and ring gear may be removed. No machining, cutting or grinding allowed for removal.

FUEL REGULATIONS

NOTICE: It is advisable for all competitors to have their fuel tested at the event, before competing.

1. A contestant appealing a fuel disqualification must bear the expense of the fuel analysis and handling.
2. Allowed gasoline and lubricants:
 - a. Only a commercially available pump gasoline that complies with these rules is allowed. (The term "pump gasoline" includes fuels dispensed from service station pumps and racing fuels that are commercially available in fuel cans and drums.) The gasoline may be mixed with petroleum, vegetable, or synthetic based lubricants. The use of oils, fuels (including gasohol), and additives that provide power-boosting characteristics are strictly forbidden.
 - b. Only motor fuel compounded of standard pump gasoline and an acceptable lubricant are allowed. Additives that produce power in excess of that produced by standard pump gasoline and petroleum base oil shall not be permitted. The list of unacceptable additives includes, but is not limited to, alcohol, nitrates, and other oxygen bearing compounds.

- c. No competitor or driver's pit personnel shall possess power boosting additives or agents upon the race premises of the sanctioned event. Violations of this rule shall subject the violator to severe disciplinary procedure.
- d. Aerosol cans of ether are allowed at sanctioned races for starting purposes. No driver will be allowed to carry such cans on their person or their snowmobiles during the race.
- e. Driver statements as to their fuel components will be binding and may be verified by various fuel tests. Drivers must allow officials to test their fuel at anytime.
- f. In Stock Drag Racing and all Youth Racing classes, commercially available gasoline that is reformulated with up to 10% ethanol is allowed.

FUEL TESTS

WARNING: Gasoline, lubricants, additives and fuel test reagents are all potentially hazardous materials. Anyone handling them should be aware of the hazards and act accordingly. Race Rules Committees and ISR establish these guidelines and recommended test procedures, but do not assume liability for injury or death caused by the handling of these materials.

Any or all of these tests may be employed. Test results may be confirmed from time to time using an infrared spectrometer.

1. ELECTRICAL CONDUCTIVITY
2. CERIC NITRATE REAGENT TESTING
3. REAGENT D TEST FOR DIOXANE
4. WATER SOLUBILITY TESTING
5. ANY OTHER TEST APPROVED BY RACE RULES COMMITTEES

ENFORCEMENT, DISCIPLINE AND VIOLATIONS

All participants are subject to disciplinary action for violations of these rules in accordance with the sanctioning organization's bylaws. Penalties may include suspensions, fines, loss of points, disqualifications or any combination thereof. The nature of the penalty is determined by the gravity of the offense and its effect on the safety and good reputation of snowmobile racing. The violations hereinafter set forth are subject to the penalties noted.

EJECTION FROM RACE SITE

1. The Race Director has the right to eject any person(s) from the pit, paddock (staging area) or racetrack area.

CONDUCT OF PARTICIPANT (OFFICIALS, DRIVERS, CREWS, ETC.)

1. Participants are solely responsible for the condition of their snowmobiles and their competence to operate them.
2. No driver may, at any time, ride/drive in such a manner as to endanger life or limb of other riders, officials or the public.

3. Vulgarly, derogatory or offensive language will result in disciplinary action, ejection from race site and be subject to fines and penalties.
4. Any participant that threatens bodily harm or assaults any official, driver, crew, etc. will be subject to disciplinary action, ejection from race site and be subject to fines and penalties.
5. Clothing displaying vulgar language is not allowed.

DRIVER LIABILITY

1. The driver/pit crew, in signing the entry, elects to use the course of the event at driver's/pit crews own risk, and thereby releases the sanctioning organization together with their heirs, assigns, officers, representatives, agents, employees, and members, sponsoring organization and owners of properties on which sanctioned events are to be held from all liability from injury to person, property and/or reputation that may be received by said entrant and from all claims of said injuries to the parties listed above growing out of, or caused by any construction or condition of the course over which the event is held.

DRIVER RESPONSIBILITY

1. The driver has the responsibility for the actions of his crew. It is the driver's responsibility to see that all crewmembers are aware and abide by all rules and guidelines.
2. The condition of a snowmobile is the responsibility of the driver. A driver may be disciplined if driver's snowmobile is modified so as to defraud the officials or other competitors.

FRAUD, BRIBERY & ILLEGAL ASSISTANCE

1. In addition to non-compliance with any of the above regulations or rules, the following offenses shall be considered a breach of regulations subject to disqualification.
 - a. Bribing or attempting to bribe anyone connected with the race or accepting or offering to accept a bribe.
 - b. Competitor accepting any kind of assistance that aids in snowmobile operation during the race.
 - c. Any fraudulent proceedings or act of prejudicing the interest of the race generally.

INTOXICATING BEVERAGES & DRUGS

1. Drinking of intoxicating beverages is strictly forbidden by any participant. Anyone showing evidence of having used an intoxicating beverage must leave the premises (specifically pit, paddock (staging area), warm up area, tear down and race track) immediately and be subject to disciplinary action by the disciplinary committee. This shall be in effect through the final inspection of snowmobiles.
2. Possession or use of illegal drugs or drug substances, as defined below, is prohibited in any form, by any participant, on the race facility, or in any area considered to be used in the operation of the race facility, such as parking lots or leased properties.

3. Illegal drugs are these substances defined and prohibited by state/provincial and/or federal law.
4. Any person found to be in possession or under the influence of an illegal drug or drug substance on race facility property, as defined above, or any person who is arrested by duly constituted authorities and charged with possession and/or use of illegal drugs or drug substance or any person who is formally charged by a court of law with illegal drug violations, shall be subject to suspension from competition and eviction from the race facility, and denial of further entry to the race facility for a period determined by the disciplinary committee.
5. Any participant who is formally charged by a court of law with an illegal drug violation, upon notification to the ISR Advisory Board, shall be suspended from all forms of participation at any ISR event until such time as the charges are fully adjudicated through the legal process. Any conviction of a formal drug charge by such will be prohibited from taking part in any ISR or affiliated event for a minimum period of three (3) years from date of conviction.
6. Any participant suspended for violation of these rules may be granted an appeal hearing by a board of officials designated by the ISR Advisory Board, provided the suspended participant requests such hearing in writing, within fourteen (14) calendar days of the date of suspension. It is the responsibility of the suspended party to make such a request if a hearing is desired.
7. The cost of convening the board of officials will be borne by the participant prior to the convening of the board.
8. A participant suspended for violation of these rules, EXCEPT IN THE CASE OF PERSONS CHARGED WITH SELLING DRUGS, may, as the result of a decision reached through the hearing process detailed above, be reinstated, if it is mutually agreed that the participant (at his own expense) will produce documentation from a physician licensed within the state or province, certifying that he or she is drug independent, as a result of random and periodical examinations and urinalysis testing made at the request of the ISR Advisory Board.
9. If a participant is using prescription drugs on advice of a physician, such use must be reported to the Race Director prior to the participant's entry into any ISR activities. Failure to notify will subject the participant to penalties as prescribed above.
10. A participant is any person taking part in any event sanctioned by or affiliated with International Snowmobile Racing, Inc., in any form, including but not restricted to drivers, snowmobile owners, mechanics, crew members, sponsors, track officials, pit area personnel, manufacturers and press representatives. All such persons shall be considered public figures that have by their own choice become involved in the snowmobile racing events, with the full understanding that he or she must abide by the rules and regulations

established and published by ISR. All participants are considered to be responsible for their personal conduct.

RACE DIRECTOR AUTHORITY

1. The Race Director and Technical Director will be certified by the sanctioning organization.
2. The Race Director shall be responsible for the conduct of the race. He shall have the right to make the final determination concerning all aspects of the race and the race facility, including design (these rules and regulations notwithstanding).
3. He shall have the voice of authority to discipline the participants for violation of the rules. Such discipline will be limited to disqualification of a participant and/or exclusion from an event.
4. Official race results shall be approved by the assigned Race Director and a signed copy will be returned to the promoter for announcement and distribution.
5. Race Director may not have vested interest in the outcome of an event over which he/she officiates. He/she may not officiate over a class in which he/she has a vested interest.
6. Race Directors may compete in events other than those in which they officiate.
7. The Race Director may cancel any race or the complete event for reasons of safety regarding competitors or spectators, and in such case shall determine the awards, if any. The Race Director may shorten the race for any reasons of safety but must give drivers adequate notice in advance.
8. A Race Director may judge the mechanical integrity of all timing equipment.
9. Only Drivers (no other participants) will have discussions with the Race Director about protests, and driving complaints, etc., and may approach the Director before the day's events, after an event, or at the direction of the Race Director.
10. The Race Director has the authority to judge the racing abilities of competitors and take appropriate action to insure the safety of the event.
11. The Race/Tech director shall have the authority to determine structural integrity.
12. The Technical Director shall carry and be responsible for the official specifications and certain instruments for measurements concerning verification and control of contestants' snowmobiles. The Technical Director may not officiate over a class in which he has a vested interest.
13. Technical equipment and specifications will not be used for any purpose other than the conduct of the sanctioned event.
14. Decisions of the Race/Tech Director may be reviewed by the board of the sanctioning body.

NO EXPRESS OR IMPLIED WARRANTY OF SAFETY SHALL RESULT FROM PUBLICATION OF OR COMPLIANCE WITH THE RULES AND REGULATIONS IN THIS PUBLICATION. THEY ARE INTENDED AS A GUIDE FOR THE CONDUCT OF THE SPORT, AND ARE IN NO WAY A GUARANTEE AGAINST INJURY OR DEATH TO SPECTATORS OR PARTICIPANTS.