

*Signature
Electric
Fireplaces*



Signature 30" Electric Fireplace Packages



Dorset
Pecan Finish (EMP-PE-2509)

Notting Hill
Cherry Finish (EMP-380-C)
Also available in Distressed Medium Oak



Monterey
Stone-look Finish (EMP-STN-5001)



Traditional Alabaster
Alabaster Finish (EMP-AB-475)



Sussex
Distressed Medium Oak Finish (EMP-272-DO)
Also available in Cherry, Walnut and White

Oakridge
Burnished Walnut Finish (EMP-400-BW)
Also available in Distressed Medium Oak



Signature 23" Electric Fireplace Packages



Brockton
Burnished Walnut Finish
(BROCKTON-BW)



Canterbury
Marble-look Finish (EMP-237-WM)

Stratford Corner
Distressed Medium Oak Finish (EMP-261C-DO)



Signature 30" Electric Fireplace Packages



Crofton
Dark Oak Finish (EMP-307-0)



Bel Aire
Pecan Finish (EMP-300-PE)



Empire
Walnut Finish (EMP-780-WA)

Easy-to-Use Remote Control

All 30" and 33" **Electraflame**® fireplaces come with an easy-to-operate fully-featured remote control. The digital display monitors room temperature and thermostat settings, flame speed and brightness controls, Purifire® air treatment system and sleep timer.



Purifire® Air Treatment System

- Purifire continuously filters allergens and other irritants.
- Uses a standard, high-efficiency, washable filter.
- MERV 10 rating – filters allergens as small as 1 micron.
- Filters the air of a 12' x 14' room four times per hour.

30" Self-Trimming Purifire® Electric Firebox

- Patented, lifelike flame effect and inner glow logs
- Purifire® filters room air 24/7
- Interior light and flame speed control
- Large 465 sq. in. viewing area
- Easy-to-use remote control
- 1500 W fan-forced, thermostat-controlled heater
- Authentic brick-look interior
- Firebox also sold separately




Incredibly realistic logs and flame effect



Signature 33" Media Consoles

Marana
Cherry Finish (EMP-500-C)



Atwood
Burnished Walnut (EMP-545-BW)

33" Self-Trimming Landscape Electric Firebox

- Patented, lifelike flame effect and inner glow logs
- Flame operates with or without heat
- Interior light and flame speed control
- Easy-to-use remote control
- 1000 W fan-forced, thermostat-controlled heater
- Firebox also sold separately



Incredibly realistic logs and flame effect



Signature 32" Electric Fireplace Packages



Vienna
Burnished Walnut Finish
(VIENNA-BW)



Newport
Newport White with black granite-look surround
(NEWPORT-AW-BG)



Dante
Antique Walnut Finish
(EMP-327-ANW)



Newport White (NEWPORT-AW-CM) /
cream marble-look surround



Burnished Walnut (NEWPORT-BW-BG) /
black granite-look surround



Burnished Walnut (NEWPORT-BW-CM) /
cream marble-look surround

The Revolutionary Multi-Fire® Electric Firebox

Multi-Fire® 32" Electric Firebox

Multi-Fire® dazzles the eye, seduces the senses and redefines the fireplace experience by adjusting to suit the individual.

- Purifire® air treatment system filters mold spores, pollen, dander and dust using a high-efficiency, washable filter.
- Incredibly realistic, hand-finished logs with natural inner glow.
- Slow start / fading embers – fire gradually builds, fades into glowing embers on command.
- Natural fire appearance with flickering firelight feature, as well as flame speed and light controls.
- Easy-to-use remote controls all features and settings.
- Intelligent heat – provides quiet operation as it self-adjusts the fan speed.
- Authentic looking bi-fold doors and mesh screen.
- Firebox also sold separately.



New!
Easy-to-use
remote control.



Incredibly realistic logs and
flame effect



Air filtering system cleans air 24/7

The clear advantages of Electraflame electric fireplaces

Realistic flame

Incredibly lifelike, patented flame technology creates the look of a wood fire.

Instant ambiance

Add the warm feel of a real fireplace to any living area, in just minutes.

Safe – Clean – Green

100% energy efficient – no combustion means no emissions; glass stays cool to the touch.

Effective heat

Provides supplemental heat for up to 400 sq. ft. – warms without overheating the room.

Economical

Enjoy the flame for 3¢ per hour, 8¢ with the heater.*

Comfort and convenience

Includes remote control and adjustable thermostat.**

Just plug it in

Requires no venting – simply plug into any standard household outlet.

Enjoy the flame with or without heat

Year-round comfort at the flick of a switch.

* Based on average national residential electricity rates. Electricity rates vary. Heater cycling at 50%.

** Brockton and Canterbury features high/low heat controls.

Why Choose Electraflame®?



Realism

We invented the modern electric fireplace and continue to lead the way with exclusive, patented technologies.



Support

If you have questions, Electraflame offers toll-free customer service. Rest assured that we are there for you.



Selection

Electraflame offers a wide variety of styles and finishes to suit every taste and décor.



Warranty

The best fireplaces in the business are also the best backed, up to 10 years on select models.



Service

Electraflame offers exclusive in-home warranty service on most products, so relax, we have you covered.

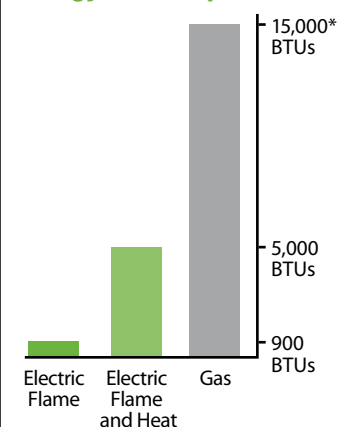


Enjoy all the ambiance of a fireplace using a fraction of the energy!

Electric fireplaces use over **90% less energy than gas** to produce visual flames – with **ZERO emissions**.

- Maintain a safe, healthy environment for anyone concerned about indoor air quality.
- Reduce impact on the environment – no burning of fossil fuels, eliminating the emission of carbon dioxide and other greenhouse gases.
- Conserve energy by zone heating – provides supplemental heat for up to 400 square feet.

Electric vs. Gas Fireplace Energy Consumption



*Average gas fireplaces using lowest setting.


Specifications and Dimensions

Package	Description	Dimensions (WxHxD)	Weight	Warranty
23" FIREPLACE PACKAGES				
BROCKTON-BW	Brockton Fireplace – Burnished Walnut Finish	47" x 41 3/8" x 19 1/2"	185.2 lb / 84 kg	1-year
EMP-237-WM	Canterbury Fireplace – Marble-look Finish	48" x 49" x 22 13/16"	295 lb / 133.9 kg	1-year
30" FIREPLACE PACKAGES All 30" fireplace packages include the 30" self-trimming Purifire® electric firebox.				
EMP-PE-2509	Dorset Fireplace – Pecan Finish	54 1/4" x 48 1/8" x 19 1/2"	142 lb / 64.5 kg	5-year
EMP-272-DO	Sussex Fireplace – Distressed Medium Oak Finish	54 7/8" x 48 1/8" x 18 1/8"	180 lb / 81.6 kg	5-year
EMP-272-C	Sussex Fireplace – Cherry Finish	54 7/8" x 48 1/8" x 18 1/8"	180 lb / 81.6 kg	5-year
EMP-272-WA	Sussex Fireplace – Walnut Finish	54 7/8" x 48 1/8" x 18 1/8"	180 lb / 81.6 kg	5-year
EMP-272-W	Sussex Fireplace – White Finish	54 7/8" x 48 1/8" x 18 1/8"	180 lb / 81.6 kg	5-year
EMP-261C-DO	Stratford Corner Fireplace – Distressed Medium Oak Finish	54 3/4" x 43 1/4" x 38 3/4"	213 lb / 96.7 kg	5-year
EMP-300-PE	Bel Aire Fireplace – Pecan Finish	51" x 40" x 20 3/8"	199 lb / 90.4 kg	5-year
EMP-307-O	Crofton Fireplace – Dark Oak Finish	57 1/8" x 51" x 19 3/4"	200 lb / 90.8 kg	5-year
EMP-380-DO	Notting Hill Fireplace – Distressed Medium Oak Finish	56 1/8" x 49 3/4" x 22"	203 lb / 91 kg	5-year
EMP-380-C	Notting Hill Fireplace – Cherry Finish	56 1/8" x 49 3/4" x 22"	203 lb / 91 kg	5-year
EMP-400-BW	Oakridge Fireplace – Burnished Walnut Finish	60 1/8" x 43" x 19"	180 lb / 81.6 kg	5-year
EMP-400-DO	Oakridge Fireplace – Distressed Medium Oak Finish	60 1/8" x 43" x 19"	180 lb / 81.6 kg	5-year
EMP-780-WA	Empire Fireplace – Walnut Finish	54" x 48 1/4" x 19 1/8"	104 lb / 47 kg	5-year
EMP-AB-475	Traditional Alabaster Fireplace – Alabaster Finish	60 7/8" x 45" x 18 3/4"	155 lb / 70.5 kg	5-year
EMP-STN-5001	Monterey Fireplace – Stone-look Finish	59 3/8" x 47 1/4" x 20 1/2"	170 lb / 77.2 kg	5-year
33" FIREPLACE PACKAGES All 33" fireplace packages include the 33" self-trimming landscape electric firebox.				
EMP-500-C	Marana Media Console – Cherry Finish	75 9/16" x 32 5/16" x 20 7/8"	282 lb / 128.1 kg	5-year
EMP-545-BW	Atwood Media Console – Burnished Walnut	55" x 34 1/2" x 21"	156 lb / 71 kg	5-year
32" FIREPLACE PACKAGES All 32" fireplace packages include a 32" Multi-Fire® electric firebox, with Purifire® and glass door kit.				
EMP-327-ANW	Dante Fireplace – Antique Walnut Finish	54 1/2" x 49" x 19 5/8"	240 lb / 108.9 kg	10-year
NEWPORT-BW-BG	Newport Fireplace – Burnished Walnut Finish with black granite-look surround	60 3/8" x 53 3/16" x 18 5/8"	230 lb / 103.5 kg	10-year
NEWPORT-BW-CM	Newport Fireplace – Burnished Walnut Finish with cream marble-look surround	60 3/8" x 53 3/16" x 18 5/8"	230 lb / 103.5 kg	10-year
NEWPORT-AW-BG	Newport Fireplace – Newport White Finish with black granite-look surround	60 3/8" x 53 3/16" x 18 5/8"	262 lb / 117.9 kg	10-year
NEWPORT-AW-CM	Newport Fireplace – Newport White Finish with cream marble-look surround	60 3/8" x 53 3/16" x 18 5/8"	262 lb / 117.9 kg	10-year
VIENNA-BW	Vienna Fireplace – Burnished Walnut Finish	60 3/8" x 47 3/8" x 22 1/4"	239.5 lb / 108.7 kg	10-year
30" CLASSIC FIREBOX & TRIM KITS				
DF3003	Classic electric firebox with 1500W heater, remote control included	30 1/8" x 25 1/2" x 12"	65 lb / 29.5 kg	5-year
SOT-1-BLK	1" Black trim	32 1/8" x 26 13/16" x 1 1/4"	9.5 lb / 4.3 kg	1-year
SOT-1-SN	1" Satin Nickel trim	32 1/8" x 26 13/16" x 1 1/4"	9.5 lb / 4.3 kg	1-year
ET30-3-BLK	3" Black trim	35 3/4" x 28 1/2" x 1 1/3"	11 lb / 5 kg	1-year
30" SELF-TRIMMING FIREBOX & DOOR KITS				
DF3015	Self-trimming Purifire® electric firebox with 1500W heater, remote control included	31 1/2" x 26 3/8" x 10 1/2"	59.5 lb / 27 kg	5-year
ET30-2DR-BLK	Black twin screen door kit	31 5/8" x 25 3/4" x 1 1/2"	11 lb / 5 kg	1-year
ET30-2DR-BN	Brushed Nickel twin screen door kit	31 5/8" x 25 3/4" x 1 1/2"	11 lb / 5 kg	1-year
33" SELF-TRIMMING FIREBOX				
DF3033	Self-trimming electric firebox with 1000 W heater, remote control included	33" x 23 3/8" x 9 1/8"	50 lb / 22.7 kg	5-year
MULTIFIRE 32" SELF-TRIMMING FIREBOX				
DF3215	Multifire self-trimming electric firebox with Purifire®, 1500W heater, remote	36 1/2" x 32" x 13"	83 lb / 37.7 kg	10-year

30" CLASSIC FIREBOX




TRIM OPTIONS



1" Trim – Black



3" Trim – Black



1" Trim – Satin Nickel

30" SELF TRIMMING FIREBOX DOOR KIT OPTIONS



Brushed nickel twin screen door kit.
Also available in black

Your Electraflame® Dealer:

Protected by one or more of the following patents: U.S. Patents: 6,050,011, 6,269,567, 6,190,019, 6,564,485, 5,642,580, 6,615,519, 6,363,636, 6,047,489, 6,718,665, 6,350,498, 6,162,047, 6,385,881, 7,134,229, D514,677, 7,162,820, 7,194,830. Canadian Patents: 2,175,442, 2,310,367, 2,310,073, 2,204,106, 2,310,362, 2,310,414, 2,262,338, 2,321,716, 2,299,927, 105175. Other patents pending. Specifications, finishes and dimensions are subject to change and should be taken as a guide only.

Dimplex North America Limited, 1367 Industrial Road, Cambridge, ON N1R 7G8
Telephone: 1-800-668-6663 Fax: 1-800-668-6665 www.dimplex.com

© 2008 Dimplex North America Limited.



Printed in China LI-192R* 04/08